

ADAC Kartrennen Chev

OK-N / Competitor list

#	Driver	Nat	Sponsor Competitor	Nat	Driver-License Com-Licence	Equipment
106	Maximilian Engelstaedter	DEU	Doerr Motorsport	DEU	49258 65122	KR /IAME/VEGA
107	Semir Velija	DEU	Lanari Racing Team	DEU	26111 66815	KR /IAME/VEGA
109	Jan Schwarzer	DEU	Michael Johann Bitterbier	DEU	63518 64989	CRG /TM/VEGA
110	Jan Chytil	CZE	Ivo Chytil	CZE	26AS0510 26AT01031	Exprit /TM/VEGA
111	Constantin Papst	DEU	TB Racing Team	DEU	65409 38262	KR /IAME/VEGA
112	Henry Melchior	DEU	Nees Racing	DEU	66264 67287	Redspeed /TM/VEGA
113	Mia Deuschle	DEU	Mach1 Motorsport	DEU	65984 66429	Mach1 /TM/VEGA
114	Jakub Kamenik	CZE	Lanari Racing Team	DEU	26AS0204 66815	KR /IAME/VEGA
115	Julius Berthold	DEU	Doerr Motorsport	DEU	51237 65122	KR /IAME/VEGA
116	Johannes Mussotter	DEU	Mach1 Motorsport	DEU	63805 68123	Mach1 /TM/VEGA
117	Ben Goetz	DEU	Ebert Motorsport	DEU	63781 66061	LN /TM/VEGA
119	Conor McPolin	IRL	MAD Performance	DEU	244583 65514	OTK /TM/VEGA
120	Nikolas Simic	DEU	Lanari Racing Team	DEU	48512 66815	KR /IAME/VEGA
121	Martina Rumlenova	CZE	MVM Racing	CZE	26AS0141 26AT00471	KR IAME/IAME/VEGA
123	Charlotte Tille	DEU	MAD Performance	DEU	63099 65514	Redspeed /TM /VEGA
125	Lionel Huenecke	DEU	Arena E Team	DEU	65672 66518	IPK /TM/VEGA
127	Marius Bonconseil	DEU	Scuderia Avus e.V (ADAC) Ebert Motorsport	DEU	52461 66061	OTK /TM/VEGA
131	Lias Erbersdobler	DEU	Doerr Motorsport	DEU	65417 65122	KR /IAME/VEGA
133	Rick Nadin	LUX	Ebert Motorsport	DEU	K083 66061	OTK /TM/VEGA
136	Leonard Frey	DEU	ADAC Niedersachsen/Sachsen Anhalt e.V. Ebert Motorsport	DEU	65652 66061	Kosmic /TM/VEGA
145	Jan Waibel	DEU	Mach1 Motorsport	DEU	12495 66429	Mach1 /TM/VEGA
148	Ben Fritz	DEU	Arena E Team	DEU	66153 66518	IPK /TM/VEGA
150	Emilio Bernd	DEU	VM Energy Corse Germany	DEU	67873 69100	Energy Corse /IAME/VEGA
155	Maxim Becker	DEU	C4-Racing	DEU	66651 39182	Kosmic /TM/VEGA
161	Lenn Abbas	DEU	Nees Racing	DEU	67105 67287	CS55 /TM/VEGA
184	Sebastian Verger Morell	ESP	CV Performance Group X JP Motorsport	DEU	000169-ESP 38321	KR /IAME/VEGA
185	Adrian Lorenz	DEU	CV Performance Group X JP Motorsport	DEU	16728 38321	KR /IAME/VEGA
193	Tom Wickop	DEU	Doerr Motorsport	DEU	70363 65122	KR /IAME/VEGA
199	Linus Koch	DEU	PAROLIN Deutschland/MSR Motorsport/WST	DEU	61226 69350	Parolin /TM/VEGA



ADAC Kartrennen Cheb

OK-N / Test Session 2

Track: Cheb - 1.202 km
 Session Started: 11:30:00
 Best Lap by: 117 - Ben Goetz - 51.293

Rank	#	Driver	Nat	Sponsor Competitor	Nat	Driver-License Com-Licence	Equipment	laps	Best Lap	Diff	In Lap	Penalty
1	117	Ben Goetz	DEU	Ebert Motorsport	DEU	63781 66061	LN /TM/VEGA	9	51.293		7	
2	131	Lias Erbersdobler	DEU	Doerr Motorsport	DEU	65417 65122	KR /IAME/VEGA	7	51.331	0.038	4	
3	106	Maximilian Engelstaedter	DEU	Doerr Motorsport	DEU	49258 65122	KR /IAME/VEGA	7	51.383	0.090	6	
4	193	Tom Wickop	DEU	Doerr Motorsport	DEU	70363 65122	KR /IAME/VEGA	7	51.405	0.112	5	
5	133	Rick Nadin	LUX	Ebert Motorsport	DEU	K083 66061	OTK /TM/VEGA	7	51.427	0.134	7	
6	155	Maxim Becker	DEU	C4-Racing	DEU	66651 39182	Kosmic /TM/VEGA	7	51.523	0.230	3	
7	161	Lenn Abbas	DEU	Nees Racing	DEU	67105 67287	CS55 /TM/VEGA	10	51.542	0.249	5	
8	111	Constantin Papst	DEU	TB Racing Team	DEU	65409 38262	KR /IAME/VEGA	5	51.547	0.254	3	
9	136	Leonard Frey	DEU	ADAC Niedersachsen/Sachsen Anhalt e.V. Ebert Motorsport	DEU	65652 66061	Kosmic /TM/VEGA	9	51.578	0.285	3	
10	114	Jakub Kamenik	CZE	Lanari Racing Team	DEU	26AS0204 66815	KR /IAME/VEGA	9	51.596	0.303	9	
11	121	Martina Rumlenova	CZE	MVM Racing	CZE	26AS0141 26AT00471	KR IAME/IAME/VEGA	6	51.662	0.369	3	
12	115	Julius Berthold	DEU	Doerr Motorsport	DEU	51237 65122	KR /IAME/VEGA	7	51.779	0.486	6	
13	120	Nikolas Simic	DEU	Lanari Racing Team	DEU	48512 66815	KR /IAME/VEGA	7	51.830	0.537	7	
14	148	Ben Fritz	DEU	Arena E Team	DEU	66153 66518	IPK /TM/VEGA	7	51.839	0.546	5	
15	109	Jan Schwarzer	DEU	Michael Johann Bitterbier	DEU	63518 64989	CRG /TM/VEGA	11	51.855	0.562	11	
16	123	Charlotte Tille	DEU	MAD Performance	DEU	63099 65514	Redspeed /TM /VEGA	8	51.866	0.573	6	
17	119	Conor McPolin	IRL	MAD Performance	DEU	244583 65514	OTK /TM/VEGA	11	51.883	0.590	11	
18	125	Lionel Huenecke	DEU	Arena E Team	DEU	65672 66518	IPK /TM/VEGA	7	51.936	0.643	6	
19	107	Semir Velija	DEU	Lanari Racing Team	DEU	26111 66815	KR /IAME/VEGA	7	52.011	0.718	4	
20	185	Adrian Lorenz	DEU	CV Performance Group X JP Motorsport	DEU	16728 38321	KR /IAME/VEGA	8	52.028	0.735	8	
21	150	Emilio Bernd	DEU	VM Energy Corse Germany	DEU	67873 69100	Energy Corse /IAME/VEGA	7	52.054	0.761	7	
22	199	Linus Koch	DEU	PAROLIN Deutschland/MSR Motorsport/WST	DEU	61226 69350	Parolin /TM/VEGA	9	52.171	0.878	9	
23	110	Jan Chytil	CZE	Ivo Chytil	CZE	26AS0510 26AT01031	Exprit /TM/VEGA	8	52.214	0.921	5	
24	112	Henry Melchior	DEU	Nees Racing	DEU	66264 67287	Redspeed /TM/VEGA	7	52.428	1.135	5	
25	145	Jan Waibel	DEU	Mach1 Motorsport	DEU	12495 66429	Mach1 /TM/VEGA	9	52.429	1.136	7	
26	127	Marius Bonconseil	DEU	Scuderia Avus e.V (ADAC) Ebert Motorsport	DEU	52461 66061	OTK /TM/VEGA	11	52.470	1.177	11	
27	116	Johannes Mussotter	DEU	Mach1 Motorsport	DEU	63805 68123	Mach1 /TM/VEGA	7	52.828	1.535	7	
28	113	Mia Deuschle	DEU	Mach1 Motorsport	DEU	65984 66429	Mach1 /TM/VEGA	5	52.876	1.583	3	

Timekeeper
M.Riehmers

Race Director
K.Meinhardt



ADAC Kartrennen Cheb

OK-N

Cheb 1,202 Km

Test Session 2

29.05.2026 11:30

Practice (11:00 Time) started at 11:30:00

Lap	Time of Day	Lap Tm	Diff	S1 Tm	S2 Tm	S3 Tm
(117) Ben Goetz						
1	11:34:29.282	57.815	+6.522	20.651	17.625	19.539
2	11:35:21.377	52.095	+0.802	15.940	16.830	19.325
3	11:36:13.816	52.439	+1.146	15.820	17.490	19.129
4	11:37:05.360	51.544	+0.251	15.708	16.876	18.960
5	11:37:56.822	51.462	+0.169	15.678	16.802	18.982
6	11:38:48.190	51.368	+0.075	15.573	16.806	18.989
7	11:39:39.483	51.293		15.588	16.763	18.942
8	11:40:30.880	51.397	+0.104	15.602	16.800	18.995
9	11:41:22.259	51.379	+0.086	15.649	16.865	18.965
(131) Lias Erbersdobler						
1	11:36:01.773	1:00.954	+9.623	21.993	18.238	20.723
2	11:36:53.606	51.833	+0.502	15.989	16.780	19.064
3	11:37:45.093	51.487	+0.156	15.731	16.763	18.993
4	11:38:36.424	51.331		15.668	16.720	18.953
5	11:39:31.889	55.465	+4.134	15.598	17.895	21.972
6	11:40:23.884	51.995	+0.664	15.809	16.830	19.356
7	11:41:15.233	51.349	+0.018	15.640	16.823	18.986
(106) Maximilian Engelstaedter						
1	11:36:03.440	59.065	+7.682	22.247	17.454	19.364
2	11:36:55.288	51.848	+0.465	16.000	16.878	18.970
3	11:37:47.181	51.893	+0.510	15.747	16.917	19.229
4	11:38:39.290	52.109	+0.726	15.762	16.870	19.477
5	11:39:30.856	51.566	+0.183	15.717	16.820	19.029
6	11:40:22.239	51.383		15.610	16.830	18.943
7	11:41:13.658	51.419	+0.036	15.691	16.822	19.006
(193) Tom Wickop						
1	11:36:54.802	56.558	+5.153	20.022	17.230	19.306
2	11:36:46.637	51.895	+0.430	15.920	16.808	19.107
3	11:37:38.191	51.554	+0.149	15.753	16.759	19.042
4	11:38:30.076	51.885	+0.480	16.098	16.801	18.986
5	11:39:21.481	51.405		15.720	16.710	18.975
6	11:40:13.162	51.681	+0.276	15.612	16.881	19.188
7	11:41:04.771	51.609	+0.204	15.717	16.901	18.991
(133) Rick Nadin						
1	11:36:19.686	58.171	+6.744	20.986	17.709	19.476
2	11:37:11.475	51.789	+0.362	15.863	16.851	19.075
3	11:38:02.997	51.522	+0.095	15.800	16.714	19.008
4	11:38:54.833	51.836	+0.409	15.693	16.745	19.398
5	11:39:46.303	51.470	+0.043	15.723	16.731	19.016
6	11:40:37.824	51.521	+0.094	15.662	16.810	19.049
7	11:41:29.251	51.427		15.651	16.761	19.015
(155) Maxim Becker						
1	11:36:10.771	58.322	+6.799	20.704	17.982	19.636
2	11:37:02.653	51.882	+0.359	15.942	16.931	19.009
3	11:37:54.176	51.523		15.722	16.779	19.022
4	11:38:45.866	51.690	+0.167	15.730	16.844	19.116
5	11:39:37.791	51.925	+0.402	15.725	17.035	19.165
6	11:40:29.615	51.824	+0.301	15.752	16.951	19.121
7	11:41:21.993	52.378	+0.855	16.006	17.146	19.226
(161) Lenn Abbas						
1	11:32:58.690	1:12.803	+21.261	28.245	21.073	23.485
2	11:34:01.696	1:03.006	+11.464	19.400	18.096	25.510
3	11:34:55.108	53.412	+1.870	16.857	17.137	19.418
4	11:35:47.575	52.467	+0.925	15.874	17.065	19.528
5	11:36:39.117	51.542		15.673	16.906	18.963
6	11:37:31.292	52.175	+0.633	16.169	16.947	19.059
7	11:38:23.177	51.885	+0.343	15.615	17.030	19.240
8	11:39:15.406	52.229	+0.687	16.061	17.037	19.131
9	11:40:07.356	51.950	+0.408	15.604	17.068	19.278
10	11:40:59.287	51.931	+0.389	15.732	17.102	19.097
(111) Constantin Papst						
1	11:37:34.642	59.789	+8.242	22.809	17.543	19.437
2	11:38:26.494	51.852	+0.305	15.828	16.893	19.131
3	11:39:18.041	51.547		15.702	16.777	19.068
4	11:40:09.644	51.603	+0.056	15.694	16.821	19.088

Lap	Time of Day	Lap Tm	Diff	S1 Tm	S2 Tm	S3 Tm
5	11:41:01.430	51.786	+0.239	15.768	16.952	19.066
(136) Leonard Frey						
1	11:34:51.127	58.702	+7.124	21.024	17.423	20.255
2	11:35:42.828	51.701	+0.123	15.924	16.765	19.012
3	11:36:34.406	51.578		15.786	16.722	19.070
4	11:37:26.263	51.857	+0.279	15.908	16.895	19.054
5	11:38:18.054	51.791	+0.213	15.827	16.809	19.155
6	11:39:09.783	51.729	+0.151	15.676	16.826	19.227
7	11:40:01.614	51.831	+0.253	15.916	16.906	19.009
8	11:40:53.665	52.051	+0.473	15.829	17.059	19.163
9	11:41:45.355	51.690	+0.112	15.716	16.929	19.045
(114) Jakob Kamenik						
1	11:34:47.474	58.011	+6.415	20.824	17.792	19.395
2	11:35:39.349	51.875	+0.279	15.832	16.872	19.171
3	11:36:31.150	51.801	+0.205	15.753	17.034	19.014
4	11:37:23.105	51.955	+0.359	15.867	17.053	19.035
5	11:38:14.872	51.767	+0.171	15.692	17.035	19.140
6	11:39:06.484	51.612	+0.016	15.628	16.928	19.056
7	11:39:58.369	51.885	+0.289	15.775	17.028	19.082
8	11:40:50.191	51.822	+0.226	15.723	16.964	19.135
9	11:41:41.787	51.596		15.614	16.978	19.004
(121) Martina Rumlenova						
1	11:36:38.982	57.048	+5.386	20.336	17.440	19.272
2	11:37:31.654	52.672	+1.010	16.646	17.000	19.026
3	11:38:23.316	51.662		15.652	17.071	18.939
4	11:39:15.180	51.864	+0.202	15.759	17.095	19.010
5	11:40:07.036	51.856	+0.194	15.583	17.196	19.077
6	11:40:59.049	52.013	+0.351	15.719	17.214	19.080
(115) Julius Berthold						
1	11:36:06.429	1:01.189	+9.360	22.200	18.277	20.662
2	11:36:58.704	52.275	+0.496	16.066	16.953	19.256
3	11:37:50.632	51.928	+0.149	15.841	16.847	19.240
4	11:38:42.459	51.827	+0.048	15.824	16.845	19.158
5	11:39:34.410	51.951	+0.172	15.780	16.949	19.222
6	11:40:26.189	51.779		15.713	16.889	19.177
7	11:41:18.196	52.007	+0.228	15.756	16.969	19.282
(120) Nikolas Simic						
1	11:36:02.996	58.390	+6.560	21.491	17.475	19.424
2	11:36:54.976	51.980	+0.150	15.971	16.920	19.089
3	11:37:46.984	52.008	+0.178	15.777	17.055	19.176
4	11:38:38.987	52.003	+0.173	15.865	16.873	19.265
5	11:39:31.664	52.677	+0.847	16.322	17.019	19.336
6	11:40:24.268	52.604	+0.774	15.807	16.972	19.825
7	11:41:16.098	51.830		15.768	16.946	19.116
(148) Ben Fritz						
1	11:36:04.537	55.558	+3.719	18.652	17.697	19.209
2	11:36:57.451	52.914	+1.075	16.731	17.011	19.172
3	11:37:49.446	51.995	+0.156	15.840	16.917	19.238
4	11:38:41.498	52.052	+0.213	15.793	16.984	19.275
5	11:39:33.337	51.839		15.728	16.966	19.145
6	11:40:25.307	51.970	+0.131	15.763	16.975	19.232
7	11:41:17.445	52.138	+0.299	15.888	17.023	19.227
(109) Jan Schwarzer						
1	11:32:01.662	58.390	+6.535	21.364	17.527	19.499
2	11:32:53.761	52.099	+0.244	16.028	16.832	19.239
3	11:33:45.762	52.001	+0.146	15.844	16.966	19.191
4	11:34:37.838	52.076	+0.221	15.849	17.058	19.169
5	11:35:29.963	52.125	+0.270	15.826	17.143	19.156
6	11:36:22.654	52.691	+0.836	15.990	17.044	19.657
7	11:37:15.998	53.344	+1.489	16.897	17.201	19.246
8	11:38:08.142	52.144	+0.289	15.780	17.046	19.318
9	11:39:00.322	52.180	+0.325	15.793	17.014	19.373
10	11:39:52.547	52.225	+0.370	15.951	17.011	19.263
11	11:40:44.402	51.855		15.684	16.977	19.194
(123) Charlotte Tille						
1	11:35:02.279	59.335	+7.469	21.945	17.891	19.499

Orbits



ADAC Kartrennen Cheb

OK-N

Cheb 1,202 Km

Test Session 2

29.05.2026 11:30

Practice (11:00 Time) started at 11:30:00

Lap	Time of Day	Lap Tm	Diff	S1 Tm	S2 Tm	S3 Tm
2	11:35:56.628	54.349	+2.483	17.344	17.563	19.442
3	11:36:48.824	52.196	+0.330	15.944	16.950	19.302
4	11:37:40.969	52.145	+0.279	15.977	17.041	19.127
5	11:38:33.573	52.604	+0.738	16.343	17.046	19.215
6	11:39:25.439	51.866		15.734	17.002	19.130
7	11:40:17.843	52.404	+0.538	15.813	17.413	19.178
8	11:41:09.911	52.068	+0.202	15.842	17.031	19.195

(119) Conor McPolin

1	11:32:27.530	58.249	+6.366	21.503	17.366	19.380
2	11:33:19.857	52.327	+0.444	15.989	16.932	19.406
3	11:34:12.049	52.192	+0.309	15.929	16.952	19.311
4	11:35:04.249	52.200	+0.317	16.065	16.976	19.159
5	11:35:57.244	52.995	+1.112	16.560	17.234	19.201
6	11:36:49.167	51.923	+0.040	15.918	16.920	19.085
7	11:37:41.149	51.982	+0.099	15.872	16.980	19.130
8	11:38:33.057	51.908	+0.025	15.901	16.935	19.072
9	11:39:25.205	52.148	+0.265	15.743	16.970	19.435
10	11:40:17.236	52.031	+0.148	15.752	17.218	19.061
11	11:41:09.119	51.893		15.704	16.949	19.230

(125) Lionel Huenecke

1	11:36:15.394	59.594	+7.658	20.839	18.427	20.328
2	11:37:08.008	52.614	+0.678	16.146	17.168	19.300
3	11:38:00.241	52.233	+0.297	15.841	17.052	19.340
4	11:38:52.318	52.077	+0.141	15.827	17.146	19.104
5	11:39:44.380	52.062	+0.126	15.765	17.095	19.202
6	11:40:36.316	51.936		15.706	17.107	19.123
7	11:41:28.446	52.130	+0.194	15.783	17.187	19.160

(107) Semir Velija

1	11:35:58.365	59.577	+7.566	21.725	18.088	19.764
2	11:36:51.541	53.176	+1.165	16.753	17.153	19.270
3	11:37:43.667	52.126	+0.115	15.894	17.044	19.188
4	11:38:35.678	52.011		15.731	17.019	19.261
5	11:39:28.051	52.373	+0.362	15.806	17.362	19.205
6	11:40:20.432	52.381	+0.370	15.880	17.285	19.216
7	11:41:12.918	52.486	+0.475	15.875	17.325	19.286

(185) Adrian Lorenz

1	11:35:25.186	1:01.990	+9.962	23.517	18.080	20.393
2	11:36:17.822	52.636	+0.608	16.227	17.082	19.327
3	11:37:10.091	52.269	+0.241	15.905	16.969	19.395
4	11:38:02.266	52.175	+0.147	15.744	17.165	19.266
5	11:38:54.669	52.403	+0.375	15.755	17.137	19.511
6	11:39:47.283	52.614	+0.586	16.114	17.193	19.307
7	11:40:39.455	52.172	+0.144	15.754	17.133	19.285
8	11:41:31.483	52.028		15.719	17.130	19.179

(150) Emilio Bernd

1	11:35:56.389	56.946	+4.892	19.986	17.550	19.410
2	11:36:48.627	52.238	+0.184	15.944	17.022	19.272
3	11:37:40.756	52.129	+0.075	15.932	17.061	19.136
4	11:38:32.838	52.082	+0.028	15.849	17.007	19.226
5	11:39:24.896	52.058	+0.004	15.780	16.963	19.315
6	11:40:17.661	52.765	+0.711	15.916	17.426	19.423
7	11:41:09.715	52.054		15.768	16.982	19.304

(199) Linus Koch

1	11:34:09.427	1:00.024	+7.853	22.211	17.852	19.961
2	11:35:02.695	53.268	+1.097	16.443	17.207	19.618
3	11:35:57.021	54.326	+2.155	17.066	17.646	19.614
4	11:36:49.714	52.693	+0.522	16.360	17.036	19.297
5	11:37:42.033	52.319	+0.148	15.934	17.064	19.321
6	11:38:34.226	52.193	+0.022	15.830	17.024	19.339
7	11:39:26.068	1:21.842	+29.671	15.763	17.059	49.020
8	11:40:18.140	56.072	+3.901	19.551	17.124	19.397
9	11:41:10.311	52.171		15.774	17.104	19.293

(110) Jan Chytil

1	11:35:06.265	57.483	+5.269	20.800	17.416	19.267
2	11:35:58.632	52.367	+0.153	16.069	17.010	19.288
3	11:36:50.976	52.344	+0.130	16.083	17.088	19.173
4	11:37:43.201	52.225	+0.011	15.834	17.056	19.335

Lap	Time of Day	Lap Tm	Diff	S1 Tm	S2 Tm	S3 Tm
5	11:38:35.415	52.214		15.853	17.056	19.305
6	11:39:27.804	52.389	+0.175	15.915	17.110	19.364
7	11:40:20.293	52.489	+0.275	15.960	17.125	19.404
8	11:41:12.745	52.452	+0.238	15.820	17.289	19.343

(112) Henry Melchior

1	11:35:00.924	59.249	+6.821	22.177	17.649	19.423
2	11:35:53.893	52.969	+0.541	16.406	17.245	19.318
3	11:36:46.504	52.611	+0.183	15.933	17.332	19.346
4	11:37:39.470	52.966	+0.538	16.144	17.596	19.226
5	11:38:31.898	52.428		15.840	17.282	19.306
6	11:39:24.698	52.800	+0.372	15.750	17.640	19.410
7	11:40:18.229	53.531	+1.103	15.809	18.291	19.431

(145) Jan Waibel

1	11:34:15.800	59.598	+7.169	21.838	18.032	19.728
2	11:35:08.430	52.630	+0.201	16.027	17.127	19.476
3	11:36:01.896	53.466	+1.037	16.337	17.105	20.024
4	11:36:54.548	52.652	+0.223	16.126	17.181	19.345
5	11:37:47.559	53.011	+0.582	15.847	17.504	19.660
6	11:38:40.122	52.563	+0.134	15.984	17.130	19.449
7	11:39:32.551	52.429		15.834	17.197	19.398
8	11:40:25.244	52.693	+0.264	15.882	17.246	19.565
9	11:41:18.106	52.862	+0.433	16.158	17.337	19.367

(127) Marius Bonconseil

1	11:31:39.304	1:14.777	+22.307	26.021	22.131	26.625
2	11:32:46.623	1:07.319	+14.849	22.019	20.443	24.857
3	11:33:50.879	1:04.256	+11.786	20.651	20.263	23.342
4	11:34:51.440	1:00.561	+8.091	19.672	18.379	22.510
5	11:35:49.176	57.736	+5.266	18.563	17.898	21.275
6	11:36:44.860	55.684	+3.214	17.746	17.401	20.537
7	11:37:38.122	53.262	+0.792	16.782	16.928	19.552
8	11:39:05.334	1:27.212	+34.742	16.355	16.952	53.905
9	11:40:02.992	57.658	+5.188	20.940	17.129	19.589
10	11:40:55.745	52.753	+0.283	16.346	16.873	19.534
11	11:41:48.215	52.470		16.197	16.898	19.375

(116) Johannes Mussotter

1	11:34:26.609	1:02.102	+9.274	23.694	18.179	20.229
2	11:35:20.416	53.807	+0.979	16.727	17.336	19.744
3	11:36:15.714	55.298	+2.470	16.403	18.153	20.742
4	11:37:08.916	53.202	+0.374	16.411	17.392	19.399
5	11:38:01.747	52.831	+0.003	16.207	17.183	19.441
6	11:38:55.537	53.790	+0.962	16.078	17.226	20.486
7	11:39:48.365	52.828		16.164	17.107	19.557

(113) Mia Deuschle

1	11:33:57.719	1:03.494	+10.618	24.563	18.173	20.758
2	11:34:51.354	53.635	+0.759	16.516	17.255	19.864
3	11:35:44.230	52.376		16.206	17.256	19.414
4	11:36:37.369	53.139	+0.263	16.229	17.298	19.612
5	11:37:30.351	52.982	+0.106	15.997	17.314	19.671



ADAC Kartrennen Cheb

OK-N / Test Session 3

Track: Cheb - 1.202 km

Session Started: 14:00:00

Best Lap by: 131 - Lias Erbersdobler - 51.407

Rank	#	Driver	Nat	Sponsor Competitor	Nat	Driver-License Com-License	Equipment	laps	Best Lap	Diff	In Lap	Penalty
1	131	Lias Erbersdobler	DEU	Doerr Motorsport	DEU	65417 65122	KR /IAME/VEGA	9	51.407		7	
2	111	Constantin Papst	DEU	TB Racing Team	DEU	65409 38262	KR /IAME/VEGA	12	51.458	0.051	9	
3	133	Rick Nadin	LUX	Ebert Motorsport	DEU	K083 66061	OTK /TM/VEGA	13	51.462	0.055	10	
4	193	Tom Wickop	DEU	Doerr Motorsport	DEU	70363 65122	KR /IAME/VEGA	9	51.473	0.066	8	
5	117	Ben Goetz	DEU	Ebert Motorsport	DEU	63781 66061	LN /TM/VEGA	12	51.543	0.136	7	
6	106	Maximilian Engelstaedter	DEU	Doerr Motorsport	DEU	49258 65122	KR /IAME/VEGA	10	51.570	0.163	4	
7	119	Conor McPolin	IRL	MAD Performance	DEU	244583 65514	OTK /TM/VEGA	11	51.653	0.246	8	
8	121	Martina Rumlenova	CZE	MVM Racing	CZE	26AS0141 26AT00471	KR IAME/IAME/VEGA	11	51.706	0.299	7	
9	123	Charlotte Tille	DEU	MAD Performance	DEU	63099 65514	Redspeed /TM /VEGA	10	51.778	0.371	5	
10	184	Sebastian Verger Morell	ESP	CV Performance Group X JP Motorsport	DEU	000169-ESP 38321	KR /IAME/VEGA	11	51.818	0.411	10	
11	161	Lenn Abbas	DEU	Nees Racing	DEU	67105 67287	CS55 /TM/VEGA	11	51.826	0.419	5	
12	136	Leonard Frey	DEU	ADAC Niedersachsen/Sachsen Anhalt e.V. Ebert Motorsport	DEU	65652 66061	Kosmic /TM/VEGA	11	51.878	0.471	5	
13	120	Nikolas Simic	DEU	Lanari Racing Team	DEU	48512 66815	KR /IAME/VEGA	12	51.889	0.482	10	
14	114	Jakub Kamenik	CZE	Lanari Racing Team	DEU	26AS0204 66815	KR /IAME/VEGA	13	51.912	0.505	8	
15	155	Maxim Becker	DEU	C4-Racing	DEU	66651 39182	Kosmic /TM/VEGA	11	51.922	0.515	4	
16	148	Ben Fritz	DEU	Arena E Team	DEU	66153 66518	IPK /TM/VEGA	9	51.936	0.529	6	
17	107	Semir Velija	DEU	Lanari Racing Team	DEU	26111 66815	KR /IAME/VEGA	12	52.002	0.595	11	
18	109	Jan Schwarzer	DEU	Michael Johann Bitterbier	DEU	63518 64989	CRG /TM/VEGA	11	52.018	0.611	11	
19	185	Adrian Lorenz	DEU	CV Performance Group X JP Motorsport	DEU	16728 38321	KR /IAME/VEGA	13	52.157	0.750	11	
20	125	Lionel Huenecke	DEU	Arena E Team	DEU	65672 66518	IPK /TM/VEGA	12	52.200	0.793	4	
21	199	Linus Koch	DEU	PAROLIN Deutschland/MSR Motorsport/WST	DEU	61226 69350	Parolin /TM/VEGA	12	52.217	0.810	9	
22	112	Henry Melchior	DEU	Nees Racing	DEU	66264 67287	Redspeed /TM/VEGA	11	52.220	0.813	5	
23	115	Julius Berthold	DEU	Doerr Motorsport	DEU	51237 65122	KR /IAME/VEGA	11	52.334	0.927	5	
24	145	Jan Waibel	DEU	Mach1 Motorsport	DEU	12495 66429	Mach1 /TM/VEGA	12	52.420	1.013	7	
25	110	Jan Chytil	CZE	Ivo Chytil	CZE	26AS0510 26AT01031	ExpriT /TM/VEGA	12	52.455	1.048	10	
26	127	Marius Bonconseil	DEU	Scuderia Avus e.V (ADAC) Ebert Motorsport	DEU	52461 66061	OTK /TM/VEGA	9	52.495	1.088	9	
27	150	Emilio Bernd	DEU	VM Energy Corse Germany	DEU	67873 69100	Energy Corse /IAME/VEGA	4	52.597	1.190	4	
28	116	Johannes Mussotter	DEU	Mach1 Motorsport	DEU	63805 68123	Mach1 /TM/VEGA	12	52.683	1.276	9	
29	113	Mia Deuschle	DEU	Mach1 Motorsport	DEU	65984 66429	Mach1 /TM/VEGA	9	52.771	1.364	6	

Timekeeper
M.RiehmersRace Director
K.Meinhardt

Page 1/1

These results are provisional until the conclusion of any judicial and technical matters!

K-15652/25

Printed: 29.05.2026 / 14:12

ADAC Kartrennen Cheb

OK-N

Cheb 1,202 Km

Test Session 3

29.05.2026 14:00

Practice (11:00 Time) started at 14:00:00

Lap	Time of Day	Lap Tm	Diff	S1 Tm	S2 Tm	S3 Tm
(131) Lias Erbersdobler						
1	14:01:51.848	56.820	+5.413	19.915	17.481	19.424
2	14:02:43.814	51.966	+0.559	15.986	16.881	19.099
3	14:03:35.433	51.619	+0.212	15.719	16.793	19.107
4	14:04:26.958	51.525	+0.118	15.758	16.804	18.963
5	14:05:18.889	51.931	+0.524	15.766	16.861	19.304
6	14:06:10.463	51.574	+0.167	15.824	16.793	18.957
7	14:07:01.870	51.407		15.635	16.757	19.015
8	14:07:53.585	51.715	+0.308	15.685	16.910	19.120
9	14:08:45.127	51.542	+0.135	15.676	16.832	19.034

Lap	Time of Day	Lap Tm	Diff	S1 Tm	S2 Tm	S3 Tm
(111) Constantin Papst						
1	14:01:02.864	54.766	+3.308	18.132	17.128	19.506
2	14:01:55.315	52.451	+0.993	16.215	17.091	19.145
3	14:02:47.157	51.842	+0.384	15.914	16.864	19.064
4	14:03:39.043	51.886	+0.428	15.865	16.891	19.130
5	14:04:30.659	51.616	+0.158	15.806	16.826	18.984
6	14:05:22.200	51.541	+0.083	15.769	16.739	19.033
7	14:06:13.774	51.574	+0.116	15.770	16.780	19.024
8	14:07:05.296	51.522	+0.064	15.699	16.817	19.006
9	14:07:56.754	51.458		15.729	16.753	18.976
10	14:09:29.851	1:33.097	+41.639	15.828	16.764	1:00.505
11	14:10:26.857	57.006	+5.548	21.179	16.786	19.041
12	14:11:18.336	51.479	+0.021	15.783	16.709	18.987

Lap	Time of Day	Lap Tm	Diff	S1 Tm	S2 Tm	S3 Tm
(133) Rick Nadin						
1	14:01:21.497	55.946	+4.484	18.992	17.472	19.482
2	14:02:13.676	52.179	+0.717	16.034	16.966	19.179
3	14:03:05.474	51.798	+0.336	15.945	16.858	18.995
4	14:03:57.193	51.719	+0.257	15.717	16.871	19.131
5	14:04:49.038	51.845	+0.383	15.757	16.940	19.148
6	14:05:40.755	51.717	+0.255	15.847	16.818	19.052
7	14:06:32.233	51.478	+0.016	15.699	16.783	18.996
8	14:07:23.759	51.526	+0.064	15.610	16.791	19.125
9	14:08:15.679	51.920	+0.458	15.857	17.057	19.006
10	14:09:07.141	51.462		15.749	16.767	18.946
11	14:09:58.607	51.466	+0.004	15.602	16.844	19.020
12	14:10:50.168	51.561	+0.099	15.709	16.773	19.079
13	14:11:41.923	51.755	+0.293	15.789	16.821	19.145

Lap	Time of Day	Lap Tm	Diff	S1 Tm	S2 Tm	S3 Tm
(193) Tom Wickop						
1	14:01:03.295	54.826	+3.353	18.028	17.060	19.738
2	14:01:55.968	52.673	+1.200	16.081	17.050	19.542
3	14:02:48.295	52.327	+0.854	16.368	16.926	19.033
4	14:03:40.053	51.758	+0.285	15.791	16.847	19.120
5	14:04:31.653	51.600	+0.127	15.802	16.853	18.945
6	14:05:23.260	51.607	+0.134	15.679	16.921	19.007
7	14:06:14.827	51.567	+0.094	15.683	16.899	18.985
8	14:07:06.300	51.473		15.681	16.854	18.938
9	14:07:57.875	51.575	+0.102	15.707	16.897	18.971

Lap	Time of Day	Lap Tm	Diff	S1 Tm	S2 Tm	S3 Tm
(117) Ben Goetz						
1	14:01:06.360	53.947	+2.404	17.511	17.112	19.324
2	14:01:58.631	52.271	+0.728	15.843	17.002	19.426
3	14:02:51.919	53.288	+1.745	16.371	17.513	19.404
4	14:03:43.800	51.881	+0.338	15.780	16.991	19.110
5	14:04:35.714	51.914	+0.371	16.934	16.934	19.026
6	14:05:27.269	51.555	+0.012	15.646	16.955	18.954
7	14:06:18.812	51.543		15.619	16.951	18.973
8	14:07:10.416	51.604	+0.061	15.684	16.879	19.041
9	14:08:02.117	51.701	+0.158	15.686	16.931	19.084
10	14:09:42.130	1:40.013	+48.470	15.704	16.888	1:07.421
11	14:10:37.166	55.036	+3.493	19.190	16.888	18.958
12	14:11:28.730	51.564	+0.021	15.679	16.877	19.008

Lap	Time of Day	Lap Tm	Diff	S1 Tm	S2 Tm	S3 Tm
(106) Maximilian Engelstaedter						
1	14:04:02.385	59.878	+8.308	23.309	17.251	19.318
2	14:04:54.460	52.075	+0.505	15.900	16.880	19.295
3	14:05:46.064	51.604	+0.034	15.764	16.830	19.010
4	14:06:37.634	51.570		15.732	16.800	19.038
5	14:07:29.284	51.650	+0.080	15.689	16.978	18.983
6	14:08:20.915	51.631	+0.061	15.728	16.872	19.031
7	14:09:12.664	51.749	+0.179	15.585	16.949	19.215

Lap	Time of Day	Lap Tm	Diff	S1 Tm	S2 Tm	S3 Tm
8	14:10:04.393	51.729	+0.159	15.699	16.959	19.071
9	14:10:56.023	51.630	+0.060	15.657	16.900	19.073
10	14:11:48.469	52.446	+0.876	15.815	17.272	19.359

Lap	Time of Day	Lap Tm	Diff	S1 Tm	S2 Tm	S3 Tm
(119) Conor McPolin						
1	14:01:14.184	55.383	+3.730	17.685	17.399	20.299
2	14:02:06.682	52.498	+0.845	16.113	17.091	19.294
3	14:02:59.063	52.381	+0.728	15.975	17.024	19.382
4	14:03:50.971	51.908	+0.255	15.881	16.979	19.048
5	14:04:43.183	52.212	+0.559	16.058	16.982	19.172
6	14:05:35.099	51.916	+0.263	15.906	16.943	19.067
7	14:06:27.381	52.282	+0.629	15.840	17.006	19.436
8	14:07:19.034	51.653		15.797	16.846	19.010
9	14:08:11.362	52.328	+0.675	15.955	16.929	19.444
10	14:09:03.302	51.940	+0.287	15.738	16.926	19.276
11	14:09:55.269	51.967	+0.314	15.890	16.986	19.091

Lap	Time of Day	Lap Tm	Diff	S1 Tm	S2 Tm	S3 Tm
(121) Martina Rumlénová						
1	14:01:03.520	55.237	+3.531	18.921	17.104	19.212
2	14:01:56.052	52.532	+0.826	16.109	17.124	19.299
3	14:02:47.914	51.862	+0.156	15.854	17.030	18.978
4	14:03:39.756	51.842	+0.136	15.699	17.097	19.046
5	14:05:41.088	2:01.332	+1:09.626	16.462	17.040	1:27.830
6	14:06:36.627	55.539	+3.833	19.519	17.040	18.980
7	14:07:28.333	51.706		15.722	16.977	19.007
8	14:08:20.196	51.863	+0.157	15.623	17.137	19.103
9	14:09:12.024	51.828	+0.122	15.642	17.103	19.083
10	14:10:03.887	51.863	+0.157	15.741	17.104	19.018
11	14:10:55.837	51.950	+0.244	15.809	17.086	19.055

Lap	Time of Day	Lap Tm	Diff	S1 Tm	S2 Tm	S3 Tm
(123) Charlotte Tille						
1	14:01:53.536	58.008	+6.230	20.472	17.750	19.786
2	14:02:46.027	52.491	+0.713	15.975	17.229	19.287
3	14:03:38.728	52.701	+0.923	16.257	17.122	19.322
4	14:04:31.352	52.624	+0.846	16.420	16.984	19.220
5	14:05:23.130	51.778		15.731	16.918	19.129
6	14:06:15.421	52.291	+0.513	16.178	16.969	19.144
7	14:08:44.263	2:28.842	+1:37.064	15.773	17.029	1:56.040
8	14:09:40.419	56.156	+4.378	19.567	17.291	19.298
9	14:10:32.525	52.106	+0.328	15.966	16.953	19.187
10	14:11:24.572	52.047	+0.269	15.912	16.898	19.237

Lap	Time of Day	Lap Tm	Diff	S1 Tm	S2 Tm	S3 Tm
(184) Sebastian Verger Morell						
1	14:01:08.826	54.995	+3.177	18.441	17.336	19.218
2	14:02:00.982	52.156	+0.338	15.944	17.086	19.126
3	14:02:53.160	52.178	+0.360	15.850	17.112	19.216
4	14:03:45.318	52.158	+0.340	15.788	17.117	19.253
5	14:04:38.251	52.933	+1.115	16.159	17.041	19.733
6	14:05:30.401	52.150	+0.332	15.699	17.059	19.392
7	14:06:22.276	51.875	+0.057	15.817	17.000	19.058
8	14:07:14.195	51.919	+0.101	15.696	17.044	19.179
9	14:08:06.081	51.886	+0.068	15.704	17.021	19.161
10	14:08:57.899	51.818		15.719	16.990	19.109
11	14:09:49.795	51.896	+0.078	15.692	17.006	19.198

Lap	Time of Day	Lap Tm	Diff	S1 Tm	S2 Tm	S3 Tm
-----	-------------	--------	------	-------	-------	-------

ADAC Kartrennen Cheb

OK-N

Cheb 1,202 Km

Test Session 3

29.05.2026 14:00

Practice (11:00 Time) started at 14:00:00

Lap	Time of Day	Lap Tm	Diff	S1 Tm	S2 Tm	S3 Tm
6	14:05:32.456	51.979	+0.101	15.821	17.020	19.138
7	14:06:24.477	52.021	+0.143	15.942	16.989	19.090
8	14:07:16.382	51.905	+0.027	15.772	17.046	19.087
9	14:08:08.624	52.242	+0.364	15.797	17.284	19.161
10	14:09:52.878	1:44.254	+52.376	15.765	16.962	1:11.527
11	14:10:48.443	55.565	+3.687	19.174	16.947	19.444

(120) Nikolas Simic

1	14:01:04.371	55.314	+3.425	18.418	17.388	19.508
2	14:01:56.688	52.317	+0.428	15.990	17.119	19.208
3	14:02:49.168	52.480	+0.591	16.033	17.303	19.144
4	14:03:41.229	52.061	+0.172	15.901	17.004	19.156
5	14:04:33.312	52.083	+0.194	15.859	16.957	19.267
6	14:05:25.364	52.052	+0.163	15.882	16.998	19.172
7	14:07:27.573	2:02.209	+1:10.320	15.886	16.972	1:29.351
8	14:08:22.685	55.112	+3.223	19.082	16.843	19.187
9	14:09:14.578	51.893	+0.004	15.742	16.891	19.260
10	14:10:06.467	51.889		15.701	17.024	19.164
11	14:10:58.435	51.968	+0.079	15.835	16.997	19.136
12	14:11:50.478	52.043	+0.154	15.858	17.002	19.183

(114) Jakob Kamenik

1	14:01:20.698	57.849	+5.937	20.716	17.531	19.602
2	14:02:13.515	52.817	+0.905	16.358	17.029	19.430
3	14:03:06.207	52.692	+0.780	16.318	16.933	19.441
4	14:03:58.495	52.288	+0.376	16.170	16.878	19.240
5	14:04:51.020	52.525	+0.613	16.298	16.865	19.362
6	14:05:43.254	52.234	+0.322	16.196	16.829	19.209
7	14:06:35.286	52.032	+0.120	15.986	16.816	19.230
8	14:07:27.198	51.912		15.933	16.739	19.240
9	14:08:19.410	52.212	+0.300	15.991	16.884	19.337
10	14:09:11.423	52.013	+0.101	15.987	16.792	19.234
11	14:10:03.440	52.017	+0.105	15.970	16.820	19.227
12	14:10:55.459	52.019	+0.107	15.987	16.800	19.232
13	14:11:47.460	52.001	+0.089	15.927	16.817	19.257

(155) Maxim Becker

1	14:01:15.708	1:02.215	+10.293	19.858	17.985	24.372
2	14:02:10.460	54.762	+2.830	17.597	17.697	19.458
3	14:03:02.663	52.203	+0.281	15.930	17.086	19.187
4	14:03:54.585	51.922		15.767	17.065	19.090
5	14:04:47.107	52.522	+0.600	15.865	17.269	19.388
6	14:05:39.330	52.223	+0.301	15.775	17.158	19.290
7	14:06:31.409	52.079	+0.157	15.754	17.109	19.216
8	14:07:23.578	52.169	+0.247	15.756	17.126	19.287
9	14:08:16.389	52.811	+0.889	15.778	17.717	19.316
10	14:09:08.787	52.398	+0.476	15.841	17.218	19.339
11	14:10:01.161	52.374	+0.452	15.771	17.296	19.307

(148) Ben Fritz

1	14:03:08.556	1:00.890	+8.954	24.153	17.337	19.400
2	14:04:00.964	52.408	+0.472	16.045	17.021	19.342
3	14:04:53.059	52.095	+0.159	15.849	17.030	19.216
4	14:05:49.240	56.181	+4.245	15.949	19.014	21.218
5	14:06:41.263	52.023	+0.087	15.906	16.945	19.172
6	14:07:33.199	51.936		15.805	16.965	19.166
7	14:08:25.238	52.039	+0.103	15.808	17.041	19.190
8	14:09:17.341	52.103	+0.167	15.838	16.927	19.338
9	14:10:09.360	52.019	+0.083	15.840	16.948	19.231

(107) Semir Velija

1	14:01:14.748	56.729	+4.727	18.218	17.454	21.057
2	14:02:07.501	52.753	+0.751	16.117	17.263	19.373
3	14:03:00.094	52.593	+0.591	16.107	17.140	19.346
4	14:03:52.328	52.234	+0.232	15.807	17.125	19.302
5	14:04:44.469	52.141	+0.139	15.783	17.027	19.331
6	14:06:00.888	1:16.419	+24.417	15.764	17.263	43.392
7	14:06:59.495	58.607	+6.605	19.550	19.611	19.446
8	14:07:54.094	54.599	+2.597	17.443	17.870	19.286
9	14:08:46.201	52.107	+0.105	15.801	17.037	19.269
10	14:09:39.542	53.341	+1.339	15.753	17.080	20.508
11	14:10:31.544	52.002		15.808	17.049	19.145
12	14:11:23.743	52.199	+0.197	15.738	17.194	19.267

(109) Jan Schwarzer

1	14:02:37.380	58.315	+6.297	21.855	17.196	19.264
2	14:03:29.587	52.207	+0.189	15.914	16.957	19.336
3	14:04:21.627	52.040	+0.022	15.945	16.881	19.214
4	14:05:13.751	52.124	+0.106	15.818	17.095	19.211
5	14:06:05.970	52.219	+0.201	15.839	17.079	19.301
6	14:06:58.128	52.158	+0.140	15.904	17.077	19.177
7	14:07:50.446	52.318	+0.300	15.891	17.177	19.250
8	14:08:42.646	52.200	+0.182	15.794	17.136	19.270
9	14:09:04.040	57.394	+5.376	18.747	17.341	21.306
10	14:10:32.256	52.216	+0.198	15.936	17.098	19.182
11	14:11:24.274	52.018		15.823	16.999	19.196

(185) Adrian Lorenz

1	14:01:13.009	55.583	+3.426	18.007	17.464	20.112
2	14:02:05.782	52.773	+0.616	15.943	17.223	19.607
3	14:02:58.091	52.309	+0.152	15.822	17.225	19.262
4	14:03:50.433	52.342	+0.185	15.782	17.216	19.344
5	14:04:42.625	52.192	+0.035	15.721	17.172	19.299
6	14:05:34.914	52.289	+0.132	15.761	17.183	19.345
7	14:06:27.609	52.695	+0.538	15.728	17.162	19.805
8	14:07:19.966	52.357	+0.200	15.762	17.226	19.369
9	14:08:12.127	52.161	+0.004	15.701	17.162	19.298
10	14:09:04.484	52.357	+0.200	15.847	17.233	19.277
11	14:09:56.641	52.157		15.653	17.210	19.294
12	14:10:49.255	52.614	+0.457	15.927	17.268	19.419
13	14:11:41.715	52.460	+0.303	15.773	17.109	19.578

(125) Lionel Huenecke

1	14:01:19.419	55.514	+3.314	18.226	17.548	19.740
2	14:02:11.895	52.476	+0.276	16.131	17.128	19.217
3	14:03:04.393	52.498	+0.298	15.966	17.348	19.184
4	14:03:56.593	52.200		15.922	17.173	19.105
5	14:04:48.926	52.333	+0.133	15.791	17.116	19.426
6	14:05:41.596	52.670	+0.470	16.217	17.194	19.259
7	14:06:34.661	1:07.065	+14.865	15.754	17.105	34.206
8	14:07:27.694	56.033	+3.833	19.462	17.256	19.315
9	14:08:20.004	52.310	+0.110	15.942	17.114	19.254
10	14:09:12.214	52.210	+0.010	15.806	17.143	19.261
11	14:10:04.508	52.294	+0.094	15.924	17.074	19.296
12	14:11:06.918	52.410	+0.210	15.989	17.217	19.204

(199) Linus Koch

1	14:01:06.174	55.135	+2.918	18.178	17.619	19.338
2	14:01:58.974	52.800	+0.583	16.272	17.215	19.313
3	14:02:52.540	53.566	+1.349	16.425	17.580	19.561
4	14:03:45.256	52.716	+0.499	16.016	17.383	19.317
5	14:04:38.754	53.498	+1.281	16.348	17.413	19.737
6	14:05:31.047	52.293	+0.076	15.825	17.138	19.330
7	14:06:23.425	52.378	+0.161	15.821	17.278	19.279
8	14:07:15.840	52.415	+0.198	15.859	17.280	19.276
9	14:08:08.057	52.217		15.645	17.131	19.441
10	14:09:00.385	52.328	+0.111	15.814	17.143	19.371
11	14:10:24.588	1:24.203	+31.986	15.800	17.217	51.186
12	14:11:20.731	56.143	+3.926	19.638	17.247	19.258

(112) Henry Melchior

1	14:02:29.163	1:01.808	+9.588	24.509	17.634	19.665
2	14:03:21.831	52.668	+0.448	15.946	17.175	19.547
3	14:04:14.387	52.556	+0.336	15.904	17.179	19.473
4	14:05:06.901	52.514	+0.294	15.967	17.161	19.386
5	14:05:59.121	52.220		15.872	17.086	19.262
6	14:06:51.639	52.518	+0.298	15.875	17.352	19.291
7	14:07:44.150	52.511	+0.291	15.945	17.261	19.305
8	14:08:36.619	52.469	+0.249	15.814	17.341	19.314
9	14:09:29.144	52.525	+0.305	15.827	17.340	19.358
10	14:10:21.915	52.771	+0.551	16.234	17.227	19.310
11	14:11:15.104	53.189	+0.969	16.161	17.598	19.430

(115) Julius Berthold

1	14:02:06.375	1:01.110	+8.776	21.165	18.369	21.576
2	14:03:00.600	54.225	+1.891	17.482	17.323	19.420
3	14:03:52.951	52.351	+0.017	15.909	17.060	19.382
4	14:04:45.359	52.408	+0.074	15.923	17.165	19.320

Orbits

ADAC Kartrennen Cheb

OK-N

Cheb 1,202 Km

Test Session 3

29.05.2026 14:00

Practice (11:00 Time) started at 14:00:00

Lap	Time of Day	Lap Tm	Diff	S1 Tm	S2 Tm	S3 Tm	Lap	Time of Day	Lap Tm	Diff	S1 Tm	S2 Tm	S3 Tm
5	14:05:37.693	52.334		15.796	17.271	19.267	7	14:06:54.565	52.910	+0.139	16.157	17.221	19.532
6	14:06:30.095	52.402	+0.068	15.933	17.096	19.373	8	14:07:47.550	52.985	+0.214	16.175	17.270	19.540
7	14:07:24.195	54.100	+1.766	15.980	17.209	20.911	9	14:08:40.683	53.133	+0.362	16.260	17.295	19.578
8	14:08:16.598	52.403	+0.069	15.891	17.117	19.395							
9	14:09:09.017	52.419	+0.085	15.879	17.261	19.279							
10	14:10:01.548	52.531	+0.197	15.963	17.115	19.453							
11	14:10:54.203	52.655	+0.321	15.964	17.129	19.562							

(145) Jan Waibel

1	14:01:31.596	56.420	+4.000	18.763	17.784	19.873
2	14:02:24.829	53.233	+0.813	16.233	17.365	19.635
3	14:03:17.842	53.013	+0.593	16.225	17.237	19.551
4	14:04:10.466	52.624	+0.204	15.956	17.272	19.396
5	14:05:03.100	52.634	+0.214	15.850	17.264	19.520
6	14:05:55.612	52.512	+0.092	15.893	17.187	19.432
7	14:06:48.032	52.420		15.925	17.157	19.338
8	14:07:40.606	52.574	+0.154	15.878	17.275	19.421
9	14:08:33.140	52.534	+0.114	15.939	17.205	19.390
10	14:09:26.021	52.881	+0.461	15.888	17.509	19.484
11	14:10:18.874	52.853	+0.433	16.026	17.295	19.532
12	14:11:11.556	52.682	+0.262	15.932	17.306	19.444

(110) Jan Chytil

1	14:01:05.483	55.423	+2.968	18.299	17.580	19.544
2	14:01:58.486	53.003	+0.548	16.286	17.279	19.438
3	14:02:52.032	53.546	+1.091	16.155	17.955	19.436
4	14:03:44.690	52.658	+0.203	16.023	17.264	19.371
5	14:04:37.575	52.885	+0.430	15.877	17.676	19.332
6	14:05:30.301	52.726	+0.271	15.894	17.283	19.549
7	14:06:23.155	52.854	+0.399	16.109	17.370	19.375
8	14:07:16.003	52.848	+0.393	15.974	17.557	19.317
9	14:08:09.057	53.054	+0.599	15.957	17.720	19.377
10	14:09:01.512	52.455		15.909	17.274	19.272
11	14:09:54.464	52.952	+0.497	16.381	17.209	19.362
12	14:10:47.721	53.257	+0.802	15.965	17.339	19.953

(127) Marius Bonconseil

1	14:03:43.711	56.860	+4.365	20.131	17.248	19.481
2	14:04:39.412	55.701	+3.206	16.604	18.439	20.658
3	14:05:32.351	52.939	+0.444	16.169	17.244	19.526
4	14:06:25.342	52.991	+0.496	16.283	17.230	19.478
5	14:07:17.839	52.497	+0.002	15.962	17.105	19.430
6	14:08:11.991	54.152	+1.657	15.944	17.859	20.349
7	14:09:05.003	53.012	+0.517	16.307	17.237	19.468
8	14:09:57.596	52.593	+0.098	15.959	17.271	19.363
9	14:10:50.091	52.495		15.869	17.164	19.462

(150) Emilio Bernd

1	14:01:05.419	55.732	+3.135	18.565	17.590	19.577
2	14:01:58.418	52.999	+0.402	16.170	17.366	19.463
3	14:02:52.439	54.021	+1.424	16.827	17.472	19.722
4	14:03:45.036	52.597		15.963	17.222	19.412

(116) Johannes Mussotter

1	14:01:32.330	55.860	+3.177	18.903	17.471	19.486
2	14:02:25.650	53.320	+0.637	16.185	17.364	19.771
3	14:03:18.523	52.873	+0.190	16.198	17.342	19.333
4	14:04:11.307	52.784	+0.101	16.096	17.319	19.369
5	14:05:04.552	53.245	+0.562	16.110	17.391	19.744
6	14:05:57.442	52.890	+0.207	16.069	17.345	19.476
7	14:06:50.162	52.720	+0.037	15.943	17.401	19.376
8	14:07:42.969	52.807	+0.124	16.074	17.171	19.562
9	14:08:35.652	52.683		16.087	17.196	19.400
10	14:09:28.700	53.048	+0.365	15.987	17.350	19.711
11	14:10:21.439	52.739	+0.056	16.011	17.418	19.310
12	14:11:15.742	54.303	+1.620	16.499	18.210	19.594

(113) Mia Deuschle

1	14:01:36.176	57.087	+4.316	18.852	18.228	20.007
2	14:02:30.146	53.970	+1.199	16.329	17.527	20.114
3	14:03:23.016	52.870	+0.099	15.988	17.252	19.630
4	14:04:15.907	52.891	+0.120	16.149	17.271	19.471
5	14:05:08.884	52.977	+0.206	16.190	17.298	19.489
6	14:06:01.655	52.771		16.132	17.213	19.426

ADAC Kartrennen Cheb

OK-N / Test Session 4

Track: Cheb - 1.202 km
 Session Started: 15:30:00
 Best Lap by: 133 - Rick Nadin - 51.451

Rank	#	Driver	Nat	Sponsor Competitor	Nat	Driver-License Com-Licence	Equipment	laps	Best Lap	Diff	In Lap	Penalty
1	133	Rick Nadin	LUX	Ebert Motorsport	DEU	K083 66061	OTK /TM/VEGA	13	51.451		12	
2	111	Constantin Papst	DEU	TB Racing Team	DEU	65409 38262	KR /IAME/VEGA	10	51.482	0.031	8	
3	193	Tom Wickop	DEU	Doerr Motorsport	DEU	70363 65122	KR /IAME/VEGA	13	51.487	0.036	13	
4	120	Nikolas Simic	DEU	Lanari Racing Team	DEU	48512 66815	KR /IAME/VEGA	9	51.623	0.172	9	
5	114	Jakub Kamenik	CZE	Lanari Racing Team	DEU	26AS0204 66815	KR /IAME/VEGA	12	51.682	0.231	11	
6	184	Sebastian Verger Morell	ESP	CV Performance Group X JP Motorsport	DEU	000169-ESP 38321	KR /IAME/VEGA	12	51.694	0.243	12	
7	117	Ben Goetz	DEU	Ebert Motorsport	DEU	63781 66061	LN /TM/VEGA	12	51.704	0.253	12	
8	119	Conor McPolin	IRL	MAD Performance	DEU	244583 65514	OTK /TM/VEGA	13	51.714	0.263	13	
9	106	Maximilian Engelstaedter	DEU	Doerr Motorsport	DEU	49258 65122	KR /IAME/VEGA	9	51.758	0.307	5	
10	161	Lenn Abbas	DEU	Nees Racing	DEU	67105 67287	CS55 /TM/VEGA	11	51.766	0.315	9	
11	136	Leonard Frey	DEU	ADAC Niedersachsen/Sachsen Anhalt e.V. Ebert Motorsport	DEU	65652 66061	Kosmic /TM/VEGA	12	51.775	0.324	10	
12	107	Semir Velija	DEU	Lanari Racing Team	DEU	26111 66815	KR /IAME/VEGA	10	51.891	0.440	10	
13	125	Lionel Huenecke	DEU	Arena E Team	DEU	65672 66518	IPK /TM/VEGA	10	51.894	0.443	10	
14	121	Martina Rumlenova	CZE	MVM Racing	CZE	26AS0141 26AT00471	KR IAME/IAME/VEGA	10	51.967	0.516	9	
15	127	Marius Bonconseil	DEU	Scuderia Avus e.V (ADAC) Ebert Motorsport	DEU	52461 66061	OTK /TM/VEGA	13	52.000	0.549	9	
16	185	Adrian Lorenz	DEU	CV Performance Group X JP Motorsport	DEU	16728 38321	KR /IAME/VEGA	10	52.033	0.582	10	
17	150	Emilio Bernd	DEU	VM Energy Corse Germany	DEU	67873 69100	Energy Corse /IAME/VEGA	9	52.066	0.615	7	
18	155	Maxim Becker	DEU	C4-Racing	DEU	66651 39182	Kosmic /TM/VEGA	10	52.164	0.713	9	
19	148	Ben Fritz	DEU	Arena E Team	DEU	66153 66518	IPK /TM/VEGA	8	52.189	0.738	5	
20	115	Julius Berthold	DEU	Doerr Motorsport	DEU	51237 65122	KR /IAME/VEGA	11	52.234	0.783	8	
21	199	Linus Koch	DEU	PAROLIN Deutschland/MSR Motorsport/WST	DEU	61226 69350	Parolin /TM/VEGA	12	52.338	0.887	8	
22	109	Jan Schwarzer	DEU	Michael Johann Bitterbier	DEU	63518 64989	CRG /TM/VEGA	12	52.418	0.967	11	
23	112	Henry Melchior	DEU	Nees Racing	DEU	66264 67287	Redspeed /TM/VEGA	12	52.443	0.992	12	
24	110	Jan Chytil	CZE	Ivo Chytil	CZE	26AS0510 26AT01031	Exprit /TM/VEGA	13	52.583	1.132	10	
25	116	Johannes Mussotter	DEU	Mach1 Motorsport	DEU	63805 68123	Mach1 /TM/VEGA	12	52.660	1.209	10	
26	145	Jan Waibel	DEU	Mach1 Motorsport	DEU	12495 66429	Mach1 /TM/VEGA	11	52.855	1.404	11	
27	123	Charlotte Tille	DEU	MAD Performance	DEU	63099 65514	Redspeed /TM /VEGA	5	53.408	1.957	4	
28	113	Mia Deuschle	DEU	Mach1 Motorsport	DEU	65984 66429	Mach1 /TM/VEGA	5	55.389	3.938	4	

Announcements

#155 Transponder Low Battery (Charge)

Timekeeper
M.Riehmers

Race Director
K.Meinhardt

ADAC Kartrennen Cheb

OK-N

Cheb 1,202 Km

Test Session 4

29.05.2026 15:30

Practice (11:00 Time) started at 15:30:00

Lap	Time of Day	Lap Tm	Diff	S1 Tm	S2 Tm	S3 Tm
(133) Rick Nadin						
1	15:31:22.911	56.069	+4.618	18.564	17.420	20.085
2	15:32:15.806	52.895	+1.444	16.164	17.346	19.385
3	15:33:09.031	53.225	+1.774	16.705	17.084	19.436
4	15:34:01.231	52.200	+0.749	15.921	17.005	19.274
5	15:34:53.297	52.066	+0.615	15.936	17.067	19.063
6	15:35:45.181	51.884	+0.433	15.883	16.912	19.089
7	15:36:36.993	51.812	+0.361	15.808	16.901	19.103
8	15:37:28.601	51.608	+0.157	15.710	16.856	19.042
9	15:38:20.228	51.627	+0.176	15.732	16.878	19.017
10	15:39:11.745	51.517	+0.066	15.672	16.818	19.027
11	15:40:03.257	51.512	+0.061	15.689	16.796	19.027
12	15:40:54.708	51.451		15.676	16.787	18.988
13	15:41:46.239	51.531	+0.080	15.647	16.852	19.032

Lap	Time of Day	Lap Tm	Diff	S1 Tm	S2 Tm	S3 Tm
(111) Constantin Papst						
1	15:33:29.800	59.144	+7.662	22.172	17.235	19.737
2	15:34:22.875	53.075	+1.593	16.197	16.832	20.046
3	15:35:15.301	52.426	+0.944	16.013	16.930	19.483
4	15:36:07.011	51.710	+0.228	15.852	16.798	19.060
5	15:36:58.762	51.751	+0.269	15.843	16.756	19.152
6	15:37:50.303	51.541	+0.059	15.773	16.740	19.028
7	15:38:42.122	51.819	+0.337	16.065	16.762	18.992
8	15:39:33.604	51.482		15.701	16.720	19.061
9	15:40:25.086	51.482		15.750	16.723	19.009
10	15:41:16.667	51.581	+0.099	15.716	16.715	19.150

Lap	Time of Day	Lap Tm	Diff	S1 Tm	S2 Tm	S3 Tm
(193) Tom Wickop						
1	15:31:02.840	54.907	+3.420	18.119	17.127	19.661
2	15:31:55.649	52.809	+1.322	16.163	17.224	19.422
3	15:32:48.582	52.933	+1.446	16.091	17.146	19.696
4	15:33:41.039	52.457	+0.970	16.159	17.144	19.154
5	15:34:32.991	51.952	+0.465	15.842	17.030	19.080
6	15:35:24.944	51.953	+0.466	15.792	17.030	19.131
7	15:36:16.809	51.865	+0.378	15.832	16.907	19.126
8	15:37:08.478	51.669	+0.182	15.748	16.841	19.080
9	15:38:00.060	51.582	+0.095	15.685	16.860	19.037
10	15:38:52.149	52.089	+0.602	15.916	17.124	19.049
11	15:39:43.678	51.529	+0.042	15.663	16.774	19.092
12	15:40:35.297	51.619	+0.132	15.702	16.874	19.043
13	15:41:26.784	51.487		15.628	16.817	19.042

Lap	Time of Day	Lap Tm	Diff	S1 Tm	S2 Tm	S3 Tm
(120) Nikolas Simic						
1	15:34:18.047	1:00.011	+8.388	22.842	17.597	19.572
2	15:35:10.572	52.525	+0.902	16.105	17.027	19.393
3	15:36:02.932	52.360	+0.737	16.242	16.943	19.175
4	15:36:54.946	52.014	+0.391	15.902	16.900	19.212
5	15:37:46.778	51.832	+0.209	15.836	16.907	19.089
6	15:38:38.662	51.884	+0.261	15.736	16.928	19.220
7	15:39:30.956	52.294	+0.671	15.840	16.922	19.532
8	15:40:22.795	51.839	+0.216	15.852	16.885	19.102
9	15:41:14.418	51.623		15.765	16.738	19.120

Lap	Time of Day	Lap Tm	Diff	S1 Tm	S2 Tm	S3 Tm
(114) Jakub Kamenik						
1	15:31:55.496	58.655	+6.973	21.322	17.914	19.419
2	15:32:48.471	52.975	+1.293	16.112	17.103	19.760
3	15:33:41.795	53.324	+1.642	16.168	17.865	19.291
4	15:34:33.937	52.142	+0.460	15.884	17.053	19.205
5	15:35:25.922	51.985	+0.303	15.845	16.976	19.164
6	15:36:17.849	51.927	+0.245	15.793	16.971	19.163
7	15:37:09.650	51.801	+0.119	15.757	17.006	19.038
8	15:38:01.386	51.736	+0.054	15.714	16.920	19.102
9	15:38:53.531	52.145	+0.463	16.124	16.903	19.118
10	15:39:45.833	52.302	+0.620	15.738	17.243	19.321
11	15:40:37.515	51.682		15.792	16.898	18.992
12	15:41:29.298	51.783	+0.101	15.811	16.906	19.066

Lap	Time of Day	Lap Tm	Diff	S1 Tm	S2 Tm	S3 Tm
(184) Sebastian Verger Morell						
1	15:31:53.797	1:05.253	+13.559	21.446	20.322	23.485
2	15:32:59.481	1:05.684	+13.990	20.756	19.694	25.234
3	15:34:00.724	1:01.243	+9.549	20.819	18.815	21.609
4	15:34:54.786	54.062	+2.368	17.034	17.196	19.832
5	15:35:46.931	52.145	+0.451	15.869	17.015	19.261

Lap	Time of Day	Lap Tm	Diff	S1 Tm	S2 Tm	S3 Tm
6	15:36:39.230	52.299	+0.605	15.938	17.061	19.300
7	15:37:31.311	52.081	+0.387	15.910	16.966	19.205
8	15:38:23.373	52.062	+0.368	15.735	16.999	19.328
9	15:39:15.857	52.484	+0.790	16.311	16.981	19.192
10	15:40:07.685	51.828	+0.134	15.694	16.959	19.175
11	15:40:59.590	51.905	+0.211	15.781	16.975	19.149
12	15:41:51.284	51.694		15.735	16.904	19.055

Lap	Time of Day	Lap Tm	Diff	S1 Tm	S2 Tm	S3 Tm
(117) Ben Goetz						
1	15:31:03.797	55.347	+3.643	18.271	17.463	19.613
2	15:31:56.579	52.782	+1.078	16.116	17.293	19.373
3	15:32:49.005	52.426	+0.722	15.932	17.025	19.469
4	15:33:41.530	52.525	+0.821	15.983	17.284	19.258
5	15:34:33.731	52.201	+0.497	15.831	17.164	19.206
6	15:35:25.694	51.963	+0.259	15.796	17.005	19.162
7	15:36:17.556	51.862	+0.158	15.802	16.963	19.097
8	15:37:09.409	51.853	+0.149	15.776	16.964	19.113
9	15:38:01.239	51.830	+0.126	15.729	16.958	19.143
10	15:38:53.317	52.078	+0.374	15.996	16.887	19.195
11	15:39:45.477	52.160	+0.456	15.744	17.041	19.375
12	15:40:37.181	51.704		15.766	16.837	19.101

Lap	Time of Day	Lap Tm	Diff	S1 Tm	S2 Tm	S3 Tm
(119) Conor McPolin						
1	15:31:11.515	57.292	+5.578	18.229	18.748	20.315
2	15:32:04.255	52.740	+1.026	16.036	17.280	19.424
3	15:32:56.859	52.604	+0.890	15.997	17.178	19.429
4	15:33:49.253	52.394	+0.680	16.038	17.131	19.225
5	15:34:41.452	52.199	+0.485	15.904	17.143	19.152
6	15:35:34.106	52.654	+0.940	15.954	17.221	19.479
7	15:36:26.048	51.942	+0.228	15.769	17.055	19.118
8	15:37:18.189	52.141	+0.427	15.752	17.103	19.286
9	15:38:10.125	51.936	+0.222	15.800	17.062	19.074
10	15:39:01.953	51.828	+0.114	15.785	16.957	19.086
11	15:39:53.728	51.775	+0.061	15.821	16.878	19.076
12	15:40:45.680	51.952	+0.238	15.725	17.068	19.159
13	15:41:37.394	51.714		15.688	16.886	19.140

Lap	Time of Day	Lap Tm	Diff	S1 Tm	S2 Tm	S3 Tm
(106) Maximilian Engelstaedter						
1	15:34:17.651	1:00.779	+9.021	23.680	17.615	19.484
2	15:35:10.349	52.698	+0.940	16.037	17.031	19.630
3	15:36:02.357	52.008	+0.250	15.966	16.930	19.112
4	15:36:54.149	51.792	+0.034	15.801	16.887	19.104
5	15:37:45.907	51.758		15.765	16.950	19.043
6	15:38:37.723	51.816	+0.058	15.685	16.953	19.178
7	15:39:29.849	52.126	+0.368	15.860	17.146	19.120
8	15:40:21.623	51.774	+0.016	15.730	16.963	19.081
9	15:41:13.404	51.781	+0.023	15.761	17.000	19.020

Lap	Time of Day	Lap Tm	Diff	S1 Tm	S2 Tm	S3 Tm
(161) Lenn Abbas						
1	15:31:23.066	55.613	+3.847	18.292	17.531	19.790
2	15:32:16.052	52.986	+1.220	16.179	17.576	19.231
3	15:33:08.827	52.775	+1.009	15.976	17.174	19.625
4	15:34:01.058	52.231	+0.465	15.850	17.044	19.337
5	15:34:53.750	52.692	+0.926	15.846	17.739	19.107
6	15:35:46.148	52.398	+0.632	15.838	17.143	19.417
7	15:37:46.970	2:00.822</				

ADAC Kartrennen Cheb

OK-N

Cheb 1,202 Km

Test Session 4

29.05.2026 15:30

Practice (11:00 Time) started at 15:30:00

Lap	Time of Day	Lap Tm	Diff	S1 Tm	S2 Tm	S3 Tm
(107) Semir Velija						
1	15:32:23.064	57.975	+6.084	21.138	17.186	19.651
2	15:33:15.672	52.608	+0.717	16.189	17.071	19.348
3	15:34:07.961	52.289	+0.398	15.998	17.013	19.278
4	15:35:00.308	52.347	+0.456	15.979	17.084	19.284
5	15:35:54.396	54.088	+2.197	17.786	17.109	19.193
6	15:36:46.511	52.115	+0.224	15.871	17.013	19.231
7	15:37:38.544	52.033	+0.142	15.858	17.008	19.167
8	15:38:30.585	52.041	+0.150	15.778	17.086	19.177
9	15:39:22.585	52.000	+0.109	15.742	17.081	19.177
10	15:40:14.476	51.891		15.780	16.899	19.212

(125) Lionel Huenecke						
1	15:31:48.667	58.175	+6.281	20.214	18.166	19.795
2	15:32:49.554	1:00.897	+9.003	19.905	19.260	21.732
3	15:33:42.587	53.093	+1.139	16.377	17.301	19.355
4	15:34:35.022	52.435	+0.541	16.106	17.120	19.209
5	15:35:27.114	52.092	+0.198	15.866	17.082	19.144
6	15:36:19.195	52.081	+0.187	15.836	17.054	19.191
7	15:37:11.159	51.964	+0.070	15.793	17.015	19.156
8	15:38:03.063	51.904	+0.010	15.782	17.010	19.112
9	15:38:55.271	52.208	+0.314	15.832	17.186	19.190
10	15:39:47.165	51.894		15.760	16.952	19.182

(121) Martina Rumlenova						
1	15:31:31.843	56.030	+4.063	19.168	17.634	19.238
2	15:32:24.613	52.770	+0.803	16.377	17.133	19.260
3	15:33:17.568	52.955	+0.988	16.052	16.998	19.905
4	15:34:09.676	52.108	+0.141	15.973	16.984	19.151
5	15:35:01.950	52.274	+0.307	15.966	17.089	19.219
6	15:35:54.126	52.176	+0.209	15.926	17.136	19.114
7	15:36:46.139	52.013	+0.046	15.883	16.993	19.137
8	15:37:38.228	52.089	+0.122	15.939	16.988	19.162
9	15:38:30.195	51.957		15.878	16.916	19.173
10	15:39:22.169	51.974	+0.007	15.814	17.037	19.123

(127) Marius Bonconseil						
1	15:31:17.080	1:00.558	+8.558	20.185	18.501	21.872
2	15:32:10.456	53.376	+1.376	16.551	17.297	19.528
3	15:33:03.115	52.659	+0.659	16.150	17.118	19.391
4	15:33:55.380	52.265	+0.265	16.000	16.999	19.266
5	15:34:47.738	52.358	+0.358	15.955	17.045	19.358
6	15:35:39.895	52.157	+0.157	15.812	16.974	19.371
7	15:36:32.174	52.279	+0.279	15.856	17.152	19.271
8	15:37:24.286	52.112	+0.112	15.783	17.075	19.254
9	15:38:16.286	52.000		15.800	16.938	19.262
10	15:39:08.485	52.199	+0.199	15.817	16.996	19.386
11	15:40:00.694	52.209	+0.209	15.832	16.922	19.455
12	15:40:53.100	52.406	+0.406	15.859	17.055	19.492
13	15:41:45.443	52.343	+0.343	15.954	17.110	19.279

(185) Adrian Lorenz						
1	15:32:22.068	1:05.163	+13.130	24.587	18.516	22.060
2	15:33:18.075	56.007	+3.974	17.928	17.378	20.701
3	15:34:11.052	52.977	+0.944	16.393	17.096	19.488
4	15:35:03.460	52.408	+0.375	15.969	17.073	19.366
5	15:35:55.619	52.159	+0.126	15.914	17.010	19.235
6	15:36:47.707	52.088	+0.055	15.804	17.036	19.248
7	15:37:39.790	52.083	+0.050	15.842	17.052	19.189
8	15:38:32.089	52.299	+0.266	15.759	17.120	19.420
9	15:39:24.128	52.039	+0.006	15.801	16.996	19.242
10	15:40:16.161	52.033		15.747	17.014	19.272

(150) Emilio Bernd						
1	15:31:06.503	56.595	+4.529	19.125	17.710	19.760
2	15:31:59.851	53.348	+1.282	16.486	17.402	19.460
3	15:32:52.994	53.143	+1.077	16.091	17.248	19.804
4	15:34:25.464	1:32.470	+40.404	16.069	17.210	59.191
5	15:35:23.199	57.735	+5.669	21.051	17.314	19.370
6	15:36:15.568	52.369	+0.303	15.947	17.122	19.300
7	15:37:07.634	52.066		15.828	16.991	19.247
8	15:37:59.878	52.244	+0.178	15.767	17.087	19.390
9	15:38:52.804	52.926	+0.860	16.008	17.541	19.377

(155) Maxim Becker						
1	15:31:06.612	55.585	+3.421	18.570	17.456	19.559
2	15:31:59.365	52.753	+0.589	16.243	17.217	19.293
3	15:32:52.115	52.750	+0.586	16.039	17.156	19.555
4	15:33:44.702	52.587	+0.423	16.069	17.241	19.277
5	15:34:37.067	52.365	+0.201	15.932	17.208	19.225
6	15:35:29.326	52.259	+0.095	15.820	17.157	19.282
7	15:36:21.666	52.340	+0.176	15.874	17.111	19.355
8	15:37:14.082	52.416	+0.252	15.839	17.192	19.385
9	15:38:06.246	52.164		15.839	17.070	19.255
10	15:38:58.786	52.540	+0.376	15.940	17.238	19.362

(148) Ben Fritz						
1	15:33:36.387	58.447	+6.258	20.928	17.781	19.738
2	15:34:29.027	52.640	+0.451	16.149	17.189	19.302
3	15:35:21.235	52.208	+0.019	15.959	16.983	19.266
4	15:36:13.743	52.508	+0.319	15.835	17.020	19.663
5	15:37:05.932	52.189		15.972	16.975	19.242
6	15:37:58.464	52.532	+0.343	15.936	17.328	19.268
7	15:38:54.182	55.718	+3.529	19.569	16.981	19.168
8	15:39:46.459	52.277	+0.088	15.777	16.928	19.572

(115) Julius Berthold						
1	15:32:12.416	1:01.427	+9.193	21.958	19.073	20.396
2	15:33:09.602	57.186	+4.952	18.571	17.752	20.863
3	15:34:02.562	52.960	+0.726	16.095	17.315	19.550
4	15:34:55.230	52.668	+0.434	16.191	17.140	19.337
5	15:35:48.069	52.839	+0.605	15.911	17.641	19.287
6	15:36:40.629	52.560	+0.326	15.908	17.207	19.445
7	15:37:32.970	52.341	+0.107	15.936	17.118	19.287
8	15:38:25.204	52.234		15.816	17.139	19.279
9	15:39:17.521	52.317	+0.083	15.877	17.084	19.356
10	15:40:09.995	52.474	+0.240	16.017	17.144	19.313
11	15:41:02.235	52.240	+0.006	15.869	17.061	19.310

(199) Linus Koch						
1	15:31:19.743	55.939	+3.601	18.916	17.350	19.673
2	15:32:13.036	53.293	+0.955	16.322	17.396	19.575
3	15:33:09.918	56.882	+4.544	19.837	17.505	19.540
4	15:34:03.360	53.442	+1.104	16.012	17.428	20.002
5	15:34:56.588	53.228	+0.890	16.400	17.402	19.426
6	15:35:49.706	1:31.318	+38.980	15.843	17.267	58.208
7	15:37:23.457	55.551	+3.213	19.105	17.143	19.303
8	15:38:15.795	52.338		15.747	17.297	19.294
9	15:39:08.174	52.379	+0.041	15.842	17.125	19.412
10	15:40:00.516	52.342	+0.004	15.820	17.172	19.350
11	15:40:52.900	52.384	+0.046	15.783	17.229	19.372
12	15:41:45.912	53.012	+0.674	16.024	17.607	19.381

(109) Jan Schwarzer						
1	15:31:17.330	1:08.535	+16.117	23.373	20.304	24.858
2	15:32:22.939	1:05.609	+13.191	20.233	20.191	25.185
3	15:33:24.309	1:01.370	+8.952	19.325	19.188	22.857
4	15:34:23.689	59.380	+6.962	19.619	18.274	21.487
5	15:35:19.978	56.289	+3.871	17.283	17.984	21.022
6	15:36:13.814	53.836	+1.418	16.544	17.273	20.019
7	15:37:06.587	52.773	+0.355	16.376	17.023	19.374
8	15:37:59.361	52.774	+0.356	16.123	17.058	19.593
9	15:38:53.023	53.662	+1.244	17.322	17.039	19.301
10	15:39:46.572	53.549	+1.131	15.817	17.570	20.162
11	15:40:38.990	52.418		16.061	17.017	19.340
12	15:41:31.607	52.617	+0.199	16.194	17.193	19.280

(112) Henry Melchior						
1	15:31:32.812	59.205	+6.762	21.225	18.333	19.647
2	15:32:26.606	53.794	+1.351	16.226	17.682	19.886
3	15:33:20.140	53.534	+1.091	16.190	17.771	19.573
4	15:34:13.199	53.059	+0.616	15.935	17.382	19.742
5	15:35:06.390	53.191	+0.748	16.096	17.433	19.662
6	15:35:59.262	52.872	+0.429	15.900	17.526	19.446
7	15:36:52.265	53.003	+0.560	15.910	17.486	19.607
8	15:37:44.843	52.578	+0.135	15.928	17.224	19.426
9	15:38:37.484	52.641	+0.198	15.853	17.258	19.530

Orbits

ADAC Kartrennen Cheb

OK-N

Cheb 1,202 Km

Test Session 4

29.05.2026 15:30

Practice (11:00 Time) started at 15:30:00

Lap	Time of Day	Lap Tm	Diff	S1 Tm	S2 Tm	S3 Tm	Lap	Time of Day	Lap Tm	Diff	S1 Tm	S2 Tm	S3 Tm
10	15:39:31.360	53.876	+1.433	15.963	17.615	20.298							
11	15:40:24.144	52.784	+0.341	15.834	17.300	19.650							
12	15:41:16.587	52.443		15.831	17.215	19.397							
(110) Jan Chytil													
1	15:31:08.762	57.005	+4.422	19.365	17.866	19.774							
2	15:32:01.971	53.209	+0.626	16.366	17.389	19.454							
3	15:32:54.912	52.941	+0.358	16.170	17.325	19.446							
4	15:33:47.845	52.933	+0.350	16.116	17.386	19.431							
5	15:34:40.928	53.083	+0.500	16.103	17.403	19.577							
6	15:35:34.276	53.348	+0.765	16.166	17.317	19.865							
7	15:36:27.357	53.081	+0.498	16.289	17.348	19.444							
8	15:37:20.176	52.819	+0.236	16.087	17.276	19.456							
9	15:38:12.798	52.622	+0.039	16.069	17.257	19.296							
10	15:39:05.381	52.583		16.041	17.133	19.409							
11	15:39:58.172	52.791	+0.208	16.115	17.169	19.507							
12	15:40:50.910	52.798	+0.155	16.095	17.179	19.464							
13	15:41:43.755	52.845	+0.262	16.120	17.367	19.358							
(116) Johannes Mussotter													
1	15:31:08.616	57.196	+4.536	19.556	17.881	19.759							
2	15:32:02.285	53.669	+1.009	16.785	17.305	19.579							
3	15:32:55.408	53.123	+0.463	16.253	17.273	19.597							
4	15:33:48.252	52.844	+0.184	16.060	17.408	19.376							
5	15:34:41.319	53.067	+0.407	16.118	17.499	19.450							
6	15:35:35.208	53.889	+1.229	16.438	17.450	20.001							
7	15:36:28.459	53.251	+0.591	16.262	17.279	19.710							
8	15:37:21.416	52.957	+0.297	15.944	17.402	19.611							
9	15:38:14.235	52.819	+0.159	15.873	17.346	19.600							
10	15:39:06.895	52.660		16.005	17.115	19.540							
11	15:40:35.989	1:29.094	+36.434	16.039	17.062	55.993							
12	15:41:32.235	56.246	+3.586	18.981	17.662	19.603							
(145) Jan Waibel													
1	15:31:13.150	1:02.788	+9.933	21.081	18.771	22.936							
2	15:32:10.478	57.328	+4.473	18.023	17.554	21.751							
3	15:33:05.992	55.514	+2.659	17.457	17.399	20.658							
4	15:34:03.695	57.703	+4.848	17.031	17.372	23.300							
5	15:34:57.706	54.011	+1.156	16.635	17.360	20.016							
6	15:35:50.691	52.985	+0.130	16.109	17.351	19.525							
7	15:36:44.016	53.325	+0.470	15.999	17.275	20.051							
8	15:37:37.032	53.016	+0.161	16.004	17.349	19.663							
9	15:38:32.443	55.411	+2.556	16.188	18.511	20.712							
10	15:39:25.461	53.018	+0.163	16.015	17.415	19.588							
11	15:40:18.316	52.855		15.924	17.261	19.670							
(123) Charlotte Tille													
1	15:32:27.146	59.572	+6.164	21.006	18.054	20.512							
2	15:33:22.172	55.026	+1.618	16.525	17.897	20.604							
3	15:34:16.803	54.631	+1.223	17.285	17.545	19.801							
4	15:35:10.211	53.403		16.266	17.418	19.724							
5	15:36:04.127	53.916	+0.508	16.839	17.344	19.733							
(113) Mia Deuschle													
1	15:31:30.914	1:01.550	+6.161	19.586	19.370	22.594							
2	15:32:28.566	57.652	+2.263	18.777	18.078	20.797							
3	15:33:24.905	56.339	+0.950	17.393	17.966	20.980							
4	15:34:20.294	55.389		17.731	17.531	20.127							
5	15:36:18.168	1:57.874	+1:02.485	16.140	18.098	1:23.636							



ADAC Kartrennen Cheb

OK-N / Test Session 5

Track: Cheb - 1.202 km

Session Started: 17:00:00

Best Lap by: 117 - Ben Goetz - 51.492

Rank	#	Driver	Nat	Sponsor Competitor	Nat	Driver-License Com-Licence	Equipment	laps	Best Lap	Diff	In Lap	Penalty
1	117	Ben Goetz	DEU	Ebert Motorsport	DEU	63781 66061	LN /TM/VEGA	13	51.492		13	
2	114	Jakub Kamenik	CZE	Lanari Racing Team	DEU	26AS0204 66815	KR /IAME/VEGA	12	51.516	0.024	12	
3	133	Rick Nadin	LUX	Ebert Motorsport	DEU	K083 66061	OTK /TM/VEGA	12	51.531	0.039	9	
4	111	Constantin Papst	DEU	TB Racing Team	DEU	65409 38262	KR /IAME/VEGA	10	51.552	0.060	9	
5	109	Jan Schwarzer	DEU	Michael Johann Bitterbier	DEU	63518 64989	CRG /TM/VEGA	11	51.714	0.222	10	
6	136	Leonard Frey	DEU	ADAC Niedersachsen/Sachsen Anhalt e.V. Ebert Motorsport	DEU	65652 66061	Kosmic /TM/VEGA	10	51.725	0.233	8	
7	161	Lenn Abbas	DEU	Nees Racing	DEU	67105 67287	CS55 /TM/VEGA	10	51.758	0.266	10	
8	121	Martina Rumlenova	CZE	MVM Racing	CZE	26AS0141 26AT00471	KR IAME/IAME/VEGA	12	51.778	0.286	10	
9	127	Marius Bonconseil	DEU	Scuderia Avus e.V (ADAC) Ebert Motorsport	DEU	52461 66061	OTK /TM/VEGA	12	51.864	0.372	9	
10	125	Lionel Huenecke	DEU	Arena E Team	DEU	65672 66518	IPK /TM/VEGA	10	51.883	0.391	10	
11	185	Adrian Lorenz	DEU	CV Performance Group X JP Motorsport	DEU	16728 38321	KR /IAME/VEGA	11	51.908	0.416	11	
12	120	Nikolas Simic	DEU	Lanari Racing Team	DEU	48512 66815	KR /IAME/VEGA	12	51.934	0.442	7	
13	148	Ben Fritz	DEU	Arena E Team	DEU	66153 66518	IPK /TM/VEGA	8	51.961	0.469	7	
14	184	Sebastian Verger Morell	ESP	CV Performance Group X JP Motorsport	DEU	000169-ESP 38321	KR /IAME/VEGA	11	52.001	0.509	6	
15	123	Charlotte Tille	DEU	MAD Performance	DEU	63099 65514	Redspeed /TM /VEGA	8	52.040	0.548	7	
16	107	Semir Velija	DEU	Lanari Racing Team	DEU	26111 66815	KR /IAME/VEGA	11	52.068	0.576	11	
17	150	Emilio Bernd	DEU	VM Energy Corse Germany	DEU	67873 69100	Energy Corse /IAME/VEGA	11	52.068	0.576	9	
18	110	Jan Chytil	CZE	Ivo Chytil	CZE	26AS0510 26AT01031	Exprit /TM/VEGA	12	52.150	0.658	4	
19	115	Julius Berthold	DEU	Doerr Motorsport	DEU	51237 65122	KR /IAME/VEGA	11	52.209	0.717	6	
20	199	Linus Koch	DEU	PAROLIN Deutschland/MSR Motorsport/WST	DEU	61226 69350	Parolin /TM/VEGA	11	52.215	0.723	6	
21	116	Johannes Mussotter	DEU	Mach1 Motorsport	DEU	63805 68123	Mach1 /TM/VEGA	12	52.439	0.947	12	
22	112	Henry Melchior	DEU	Nees Racing	DEU	66264 67287	Redspeed /TM/VEGA	12	52.491	0.999	11	
23	155	Maxim Becker	DEU	C4-Racing	DEU	66651 39182	Kosmic /TM/VEGA	6	52.511	1.019	3	
24	145	Jan Waibel	DEU	Mach1 Motorsport	DEU	12495 66429	Mach1 /TM/VEGA	10	52.531	1.039	6	
25	113	Mia Deuschle	DEU	Mach1 Motorsport	DEU	65984 66429	Mach1 /TM/VEGA	10	52.988	1.496	4	

Timekeeper
M.RiehmersRace Director
K.Meinhardt

Page 1/1

These results are provisional until the conclusion of any judicial and technical matters!

K-15652/25

Printed: 29.05.2026 / 17:12

ADAC Kartrennen Cheb

OK-N

Cheb 1,202 Km

Test Session 5

29.05.2026 17:00

Practice (11:00 Time) started at 17:00:00

Lap	Time of Day	Lap Tm	Diff	S1 Tm	S2 Tm	S3 Tm
(117) Ben Goetz						
1	17:01:09.993	56.187	+4.695	18.780	17.734	19.673
2	17:02:02.726	52.733	+1.241	16.147	17.296	19.290
3	17:02:54.980	52.254	+0.762	15.903	17.086	19.265
4	17:03:46.931	51.951	+0.459	15.869	16.979	19.103
5	17:04:40.320	53.389	+1.897	15.867	17.186	20.336
6	17:05:32.613	52.293	+0.801	16.291	16.900	19.102
7	17:06:24.462	51.849	+0.357	15.756	16.878	19.215
8	17:07:28.653	1:04.191	+12.699			39.442
9	17:08:23.838	55.185	+3.693	19.040	16.969	19.176
10	17:09:15.708	51.870	+0.378	15.845	16.872	19.153
11	17:10:07.742	52.034	+0.542	15.890	16.893	19.251
12	17:10:59.499	51.757	+0.265	15.761	16.880	19.116
13	17:11:50.991	51.492		15.728	16.771	18.993

(114) Jakub Kamenik						
1	17:01:36.857	55.678	+4.162	18.625	17.654	19.399
2	17:02:29.935	53.078	+1.562	16.334	17.539	19.205
3	17:03:22.371	52.436	+0.920	15.980	17.262	19.194
4	17:04:14.469	52.098	+0.582	15.825	17.132	19.141
5	17:05:06.271	51.802	+0.286	15.757	16.990	19.055
6	17:05:58.039	51.768	+0.252	15.749	16.991	19.028
7	17:06:49.943	51.904	+0.388	15.870	17.017	19.017
8	17:07:42.376	52.433	+0.917	15.832	17.240	19.361
9	17:08:34.326	51.950	+0.434	15.746	16.936	19.268
10	17:09:25.944	51.618	+0.102	15.708	16.916	18.994
11	17:10:17.612	51.668	+0.152	15.737	16.893	19.038
12	17:11:09.128	51.516		15.678	16.862	18.976

(133) Rick Nadin						
1	17:01:57.690	58.469	+6.938	21.343	17.467	19.659
2	17:02:49.901	52.211	+0.680	16.034	16.982	19.195
3	17:03:41.858	51.957	+0.426	15.941	16.948	19.068
4	17:04:33.974	52.116	+0.585	15.981	17.010	19.125
5	17:05:25.678	51.704	+0.173	15.737	16.907	19.060
6	17:06:17.320	51.642	+0.111	15.696	16.778	19.168
7	17:07:09.135	51.815	+0.284	15.762	16.886	19.167
8	17:08:00.775	51.640	+0.109	15.774	16.754	19.112
9	17:08:52.306	51.531		15.737	16.770	19.024
10	17:09:44.075	51.769	+0.238	15.762	16.900	19.107
11	17:10:35.738	51.663	+0.132	15.770	16.790	19.103
12	17:11:27.301	51.563	+0.032	15.738	16.738	19.087

(111) Constantin Papst						
1	17:01:45.552	56.960	+5.408	20.371	17.258	19.331
2	17:02:37.930	52.378	+0.826	16.103	17.067	19.208
3	17:03:30.001	52.071	+0.519	15.961	16.966	19.144
4	17:04:21.755	51.764	+0.202	15.841	16.820	19.093
5	17:05:13.385	51.630	+0.078	15.809	16.788	19.033
6	17:06:05.102	51.717	+0.165	15.829	16.734	19.154
7	17:07:46.404	1:41.302	+49.750	15.892	16.894	1:08.516
8	17:08:42.166	55.762	+4.210	19.746	16.875	19.141
9	17:09:33.718	51.552		15.777	16.786	18.989
10	17:10:25.303	51.585	+0.033	15.760	16.709	19.116

(109) Jan Schwarzer						
1	17:01:10.301	55.797	+4.083	18.320	17.776	19.701
2	17:02:03.095	52.794	+1.080	16.129	17.370	19.295
3	17:02:55.618	52.523	+0.809	15.961	17.158	19.404
4	17:03:47.880	52.262	+0.548	15.853	17.214	19.195
5	17:04:40.399	52.519	+0.805	15.779	17.133	19.607
6	17:05:33.358	52.959	+1.245	16.452	17.249	19.258
7	17:06:25.467	52.109	+0.395	15.738	17.180	19.191
8	17:07:18.117	52.650	+0.936	15.858	17.136	19.656
9	17:08:10.097	51.980	+0.266	15.778	17.040	19.162
10	17:09:01.811	51.714		15.656	16.994	19.064
11	17:09:53.896	52.085	+0.371	15.783	17.042	19.260

(136) Leonard Frey						
1	17:03:04.261	58.414	+6.689	20.949	17.651	19.814
2	17:03:56.692	52.431	+0.706	16.041	17.092	19.298
3	17:04:49.009	52.317	+0.592	15.991	17.089	19.237
4	17:05:40.943	51.934	+0.209	15.891	16.925	19.118

5	17:06:32.817	51.874	+0.149	15.775	16.962	19.137
6	17:07:24.727	51.910	+0.185	15.923	16.845	19.142
7	17:08:16.607	51.880	+0.155	15.817	16.931	19.132
8	17:09:08.332	51.725		15.747	16.893	19.085
9	17:10:00.128	51.796	+0.071	15.806	16.903	19.087
10	17:10:52.189	52.061	+0.336	15.842	16.815	19.404

(161) Lenn Abbas						
1	17:02:26.917	59.907	+8.149	21.956	18.004	19.947
2	17:03:20.953	54.036	+2.278	16.248	17.835	19.953
3	17:04:13.539	52.586	+0.828	16.024	17.057	19.505
4	17:05:05.768	52.229	+0.471	15.948	17.033	19.248
5	17:05:57.755	51.987	+0.229	15.806	17.007	19.174
6	17:06:49.688	51.933	+0.175	15.739	17.001	19.193
7	17:07:44.048	54.360	+2.602	15.881	17.708	20.771
8	17:08:35.857	51.809	+0.051	15.721	17.018	19.070
9	17:09:29.314	53.457	+1.699	15.705	18.394	19.358
10	17:10:21.072	51.758		15.756	16.920	19.082

(121) Martina Rumlénova						
1	17:01:42.213	55.539	+3.761	19.037	17.218	19.284
2	17:02:34.592	52.379	+0.601	16.069	17.130	19.180
3	17:03:26.760	52.168	+0.390	15.920	17.138	19.110
4	17:04:18.894	52.134	+0.356	15.946	16.982	19.206
5	17:05:11.065	52.171	+0.393	15.844	16.971	19.356
6	17:06:02.844	51.779	+0.001	15.754	16.950	19.075
7	17:06:54.629	51.785	+0.007	15.814	16.931	19.040
8	17:07:47.035	52.406	+0.628	15.773	16.949	19.684
9	17:08:39.024	51.989	+0.211	15.931	16.982	19.076
10	17:09:30.802	51.778		15.802	16.952	19.024
11	17:10:22.580	51.773		15.777	16.958	19.043
12	17:11:17.995	55.415	+3.637	18.055	18.168	19.192

(127) Marius Bonconseil						
1	17:01:56.651	1:00.003	+8.139	21.919	18.191	19.893
2	17:02:49.228	52.577	+0.713	16.088	17.118	19.371
3	17:03:41.606	52.378	+0.514	15.996	17.055	19.327
4	17:04:34.400	52.794	+0.930	16.558	16.950	19.286
5	17:05:26.492	52.092	+0.228	15.889	16.969	19.234
6	17:06:18.445	51.953	+0.089	15.824	16.865	19.264
7	17:07:10.536	52.091	+0.227	15.873	16.971	19.247
8	17:08:02.617	52.081	+0.217	15.909	16.944	19.228
9	17:08:54.481	51.864		15.848	16.831	19.185
10	17:09:46.573	52.092	+0.228	15.858	16.997	19.237
11	17:10:38.501	51.928	+0.064	15.844	16.861	19.223
12	17:11:30.384	51.883	+0.019	15.871	16.860	19.152

(125) Lionel Huenecke						
1	17:03:01.607	57.153	+5.270	19.852	17.694	19.607
2	17:03:54.330	52.723	+0.840	16.087	17.184	19.452
3	17:04:46.653	52.323	+0.440	16.020	17.102	19.201
4	17:05:38.797	52.144	+0.261	15.900	17.033	19.211
5	17:06:31.186	52.389	+0.506	15.856	17.009	19.524
6	17:08:18.679	1:47.493	+55.610	15.838	17.070	1:14.585
7	17:09:13.683	55.004	+3.121	18.288	17.041	19.675
8	17:10:07.330	53.647	+1.764	16.492	17.404	19.751
9	17:11:00.014	52.684	+0.801	16.434	17.078	19.172
10	17:11:51.897	51.883		15.814	16.963	19.106

(185) Adrian Lorenz						
1	17:02:20.480	58.239	+6.331	20.278	18.145	19.816
2	17:03:13.302	52.822	+0.914	16.127	17.226	19.469
3	17:04:05.432	52.130	+0.222	15.852	17.033	19.245
4	17:04:57.515	52.083	+0.175	15.915	16.969	19.199
5	17:05:49.516	52.001				

ADAC Kartrennen Cheb

OK-N

Cheb 1,202 Km

Test Session 5

29.05.2026 17:00

Practice (11:00 Time) started at 17:00:00

Lap	Time of Day	Lap Tm	Diff	S1 Tm	S2 Tm	S3 Tm	Lap	Time of Day	Lap Tm	Diff	S1 Tm	S2 Tm	S3 Tm
(148) Ben Fritz							(115) Julius Berthold						
1	17:02:59.052	58.752	+6.791	21.831	17.431	19.490	1	17:01:53.928	59.512	+7.303	21.269	18.603	19.640
2	17:03:51.433	52.381	+0.420	16.027	17.072	19.282	2	17:02:47.113	53.185	+0.976	16.089	17.452	19.644
3	17:04:43.837	52.404	+0.443	15.957	17.203	19.244	3	17:03:39.760	52.647	+0.438	16.031	17.247	19.369
4	17:05:36.182	52.345	+0.384	15.973	17.137	19.235	4	17:04:32.231	52.471	+0.262	15.965	17.083	19.423
5	17:06:32.336	56.154	+4.193	16.000	18.679	21.475	5	17:05:24.723	52.492	+0.283	15.942	17.171	19.379
6	17:07:25.108	52.772	+0.811	16.629	16.917	19.226	6	17:06:16.932	52.209		15.877	17.058	19.274
7	17:08:17.069	51.961		15.891	16.918	19.152	7	17:07:09.512	52.580	+0.371	15.867	17.338	19.375
8	17:09:09.078	52.009	+0.048	15.795	16.906	19.308	8	17:08:01.822	52.310	+0.101	15.840	17.140	19.330
(184) Sebastian Verger Morell							(199) Linus Koch						
1	17:02:20.359	1:04.994	+12.993	25.567	19.514	19.913	1	17:01:49.241	58.217	+6.002	20.180	18.132	19.905
2	17:03:14.285	53.926	+1.925	16.069	17.185	20.672	2	17:02:42.070	52.829	+0.614	16.196	17.111	19.522
3	17:04:07.041	52.756	+0.755	16.250	17.164	19.342	3	17:03:34.557	52.487	+0.272	15.983	17.221	19.283
4	17:04:59.458	52.417	+0.416	15.919	17.044	19.454	4	17:04:26.919	52.362	+0.147	15.939	17.176	19.247
5	17:05:51.507	52.049	+0.048	15.806	16.975	19.268	5	17:05:19.325	52.406	+0.191	15.853	17.223	19.330
6	17:06:43.508	52.001		15.761	16.937	19.303	6	17:06:11.540	52.215		15.746	17.068	19.401
7	17:07:42.949	59.441	+7.440	20.379	19.505	19.557	7	17:07:03.795	52.255	+0.040	15.866	17.143	19.246
8	17:08:35.054	52.105	+0.104	15.859	17.065	19.181	8	17:08:42.116	1:38.321	+46.106	15.846	17.389	1:05.086
9	17:09:27.276	52.222	+0.221	15.794	17.105	19.323	9	17:09:38.963	56.847	+4.632	20.287	17.148	19.412
10	17:10:20.189	52.913	+0.912	15.924	17.342	19.647	10	17:10:32.303	53.340	+1.125	15.937	17.507	19.896
11	17:11:12.465	52.276	+0.275	15.934	17.082	19.260	11	17:11:24.679	52.376	+0.161	15.884	17.145	19.347
(123) Charlotte Tille							(116) Johannes Mussotter						
1	17:02:00.686	59.345	+7.305	21.553	18.278	19.514	1	17:01:05.357	56.994	+4.555	19.348	17.722	19.924
2	17:02:53.637	52.951	+0.911	16.436	17.293	19.222	2	17:01:59.702	54.345	+1.906	17.096	17.554	19.695
3	17:03:46.340	52.703	+0.663	15.901	17.218	19.584	3	17:02:52.920	53.218	+0.779	16.214	17.309	19.695
4	17:04:38.783	52.443	+0.403	15.898	17.154	19.391	4	17:03:45.867	52.947	+0.508	16.229	17.295	19.423
5	17:05:31.462	52.679	+0.639	15.976	17.408	19.295	5	17:04:38.554	52.687	+0.248	16.080	17.185	19.422
6	17:06:23.961	52.499	+0.459	16.083	17.127	19.289	6	17:05:31.762	53.208	+0.769	16.002	17.829	19.377
7	17:07:16.001	52.040		15.758	17.178	19.104	7	17:06:24.316	52.554	+0.115	15.950	17.220	19.384
8	17:08:08.131	52.130	+0.090	15.767	17.046	19.317	8	17:08:08.543	1:44.227	+51.788	15.969	17.742	1:10.516
(107) Semir Velija							(112) Henry Melchior						
1	17:01:46.693	56.652	+4.584	19.542	17.405	19.705	1	17:01:34.821	59.285	+6.794	21.399	17.905	19.981
2	17:02:39.169	52.476	+0.408	16.052	17.103	19.321	2	17:02:29.539	54.718	+2.227	17.386	17.560	19.772
3	17:03:31.611	52.442	+0.374	16.031	17.172	19.239	3	17:03:23.276	53.737	+1.246	16.152	18.038	19.547
4	17:04:23.764	52.153	+0.085	15.981	16.959	19.213	4	17:04:16.181	52.905	+0.414	16.077	17.247	19.581
5	17:05:54.286	1:30.522	+38.454	15.874	17.041	57.607	5	17:05:08.941	52.760	+0.269	15.925	17.385	19.450
6	17:06:49.483	55.197	+3.129	18.852	17.088	19.257	6	17:06:01.482	52.541	+0.050	15.907	17.180	19.454
7	17:07:42.488	53.005	+0.937	15.887	17.501	19.617	7	17:06:54.014	52.532	+0.041	15.870	17.138	19.524
8	17:08:34.664	52.176	+0.108	15.854	16.924	19.398	8	17:07:47.241	53.227	+0.736	15.939	17.182	20.106
9	17:09:27.561	52.897	+0.829	15.814	17.405	19.678	9	17:08:40.098	52.857	+0.366	16.060	17.390	19.407
10	17:10:20.116	52.555	+0.487	15.796	17.307	19.452	10	17:09:32.735	52.637	+0.146	15.911	17.158	19.568
11	17:11:12.184	52.068		15.893	17.018	19.157	11	17:10:25.226	52.491		15.942	17.197	19.352
(150) Emilio Bernd							(115) Maxim Becker						
1	17:01:08.767	56.748	+4.680	19.453	17.641	19.654	1	17:01:12.291	55.872	+3.361	18.676	17.417	19.779
2	17:02:01.565	52.798	+0.730	16.147	17.209	19.442	2	17:02:05.170	52.879	+0.368	16.157	17.318	19.404
3	17:02:54.244	52.679	+0.611	16.031	17.233	19.415	3	17:02:57.681	52.511		16.029	17.202	19.280
4	17:03:46.631	52.387	+0.319	15.881	17.137	19.369	4	17:03:50.195	52.514	+0.003	15.943	17.282	19.289
5	17:05:25.986	1:39.355	+47.287	15.909	17.636	1:05.810	5	17:04:42.823	52.628	+0.117	15.939	17.410	19.279
6	17:06:22.171	56.185	+4.117	19.659	17.110	19.416	6	17:05:35.559	52.736	+0.225	16.109	17.242	19.385
7	17:07:17.151	54.980	+2.912	18.448	17.205	19.327	(145) Jan Waibel						
8	17:08:09.389	52.238	+0.170	15.870	17.009	19.359	1	17:01:12.291	55.872	+3.361	18.676	17.417	19.779
9	17:09:01.457	52.068		15.812	16.978	19.278	2	17:02:05.170	52.879	+0.368	16.157	17.318	19.404
10	17:09:53.801	52.344	+0.276	15.847	17.121	19.376	3	17:02:57.681	52.511		16.029	17.202	19.280
11	17:10:46.527	52.726	+0.658	16.288	17.051	19.387	4	17:03:50.195	52.514	+0.003	15.943	17.282	19.289
(110) Jan Chytil							(115) Jan Waibel						
1	17:01:34.892	54.548	+2.398	17.674	17.643	19.231	5	17:04:42.823	52.628	+0.117	15.939	17.410	19.279
2	17:02:27.769	52.877	+0.727	16.215	17.161	19.501	6	17:05:35.559	52.736	+0.225	16.109	17.242	19.385

ADAC Kartrennen Cheb

OK-N

Cheb 1,202 Km

Test Session 5

29.05.2026 17:00

Practice (11:00 Time) started at 17:00:00

Lap	Time of Day	Lap Tm	Diff	S1 Tm	S2 Tm	S3 Tm	Lap	Time of Day	Lap Tm	Diff	S1 Tm	S2 Tm	S3 Tm
1	17:01:33.468	56.606	+4.075	18.808	17.921	19.877							
2	17:04:37.569	3:04.101	+2:11.570	17.143	17.456	2:29.502							
3	17:05:34.396	56.827	+4.296	19.618	17.606	19.603							
4	17:06:27.254	52.858	+0.327	16.151	17.219	19.488							
5	17:07:19.884	52.630	+0.099	15.955	17.211	19.464							
6	17:08:12.415	52.531		16.014	17.149	19.368							
7	17:09:05.393	52.978	+0.447	16.126	17.406	19.446							
8	17:09:58.007	52.614	+0.083	15.978	17.203	19.433							
9	17:10:50.755	52.748	+0.217	16.010	17.335	19.403							
10	17:11:43.438	52.683	+0.152	15.924	17.293	19.466							

(113) Mia Deuschle

1	17:01:38.106	56.119	+3.131	18.450	18.025	19.644
2	17:02:31.744	53.638	+0.650	16.290	17.635	19.713
3	17:03:25.057	53.313	+0.325	16.209	17.507	19.597
4	17:04:18.045	52.988		16.213	17.258	19.517
5	17:05:11.571	53.526	+0.538	16.191	17.335	20.000
6	17:06:05.339	53.768	+0.780	16.196	17.422	20.150
7	17:06:58.468	53.129	+0.141	16.076	17.454	19.599
8	17:07:51.539	53.071	+0.083	16.074	17.330	19.667
9	17:08:44.637	53.098	+0.110	16.292	17.268	19.538
10	17:09:37.696	53.059	+0.071	16.234	17.355	19.470

ADAC Kartrennen Cheb

OK-N / Free Practice

Track: Cheb - 1.202 km

Session Started: 9:40:00

Best Lap by: 131 - Lias Erbersdobler - 51.454

Rank	#	Driver	Nat	Sponsor Competitor	Nat	Driver-License Com-Licence	Equipment	laps	Best Lap	Diff	In Lap	Penalty
1	131	Lias Erbersdobler	DEU	Doerr Motorsport	DEU	65417 65122	KR /IAME/VEGA	7	51.454		4	
2	133	Rick Nadin	LUX	Ebert Motorsport	DEU	K083 66061	OTK /TM/VEGA	8	51.474	0.020	8	
3	106	Maximilian Engelstaedter	DEU	Doerr Motorsport	DEU	49258 65122	KR /IAME/VEGA	7	51.526	0.072	4	
4	121	Martina Rumlenova	CZE	MVM Racing	CZE	26AS0141 26AT00471	KR /IAME/IAME/VEGA	10	51.529	0.075	6	
5	117	Ben Goetz	DEU	Ebert Motorsport	DEU	63781 66061	LN /TM/VEGA	8	51.545	0.091	5	
6	114	Jakub Kamenik	CZE	Lanari Racing Team	DEU	26AS0204 66815	KR /IAME/VEGA	9	51.565	0.111	8	
7	111	Constantin Papst	DEU	TB Racing Team	DEU	65409 38262	KR /IAME/VEGA	10	51.593	0.139	10	
8	161	Lenn Abbas	DEU	Nees Racing	DEU	67105 67287	CS55 /TM/VEGA	6	51.676	0.222	4	
9	193	Tom Wickop	DEU	Doerr Motorsport	DEU	70363 65122	KR /IAME/VEGA	7	51.700	0.246	7	
10	123	Charlotte Tille	DEU	MAD Performance	DEU	63099 65514	Redspeed /TM /VEGA	7	51.732	0.278	4	
11	148	Ben Fritz	DEU	Arena E Team	DEU	66153 66518	IPK /TM/VEGA	10	51.832	0.378	7	
12	184	Sebastian Verger Morell	ESP	CV Performance Group X JP Motorsport	DEU	000169-ESP 38321	KR /IAME/VEGA	8	51.835	0.381	5	
13	119	Conor McPolin	IRL	MAD Performance	DEU	244583 65514	OTK /TM/VEGA	7	51.842	0.388	7	
14	136	Leonard Frey	DEU	ADAC Niedersachsen/Sachsen Anhalt e.V. Ebert Motorsport	DEU	65652 66061	Kosmic /TM/VEGA	8	51.851	0.397	8	
15	127	Marius Bonconseil	DEU	Scuderia Avus e.V (ADAC) Ebert Motorsport	DEU	52461 66061	OTK /TM/VEGA	10	51.894	0.440	10	
16	107	Semir Velija	DEU	Lanari Racing Team	DEU	26111 66815	KR /IAME/VEGA	7	51.939	0.485	7	
17	185	Adrian Lorenz	DEU	CV Performance Group X JP Motorsport	DEU	16728 38321	KR /IAME/VEGA	8	51.958	0.504	8	
18	120	Nikolas Simic	DEU	Lanari Racing Team	DEU	48512 66815	KR /IAME/VEGA	7	51.959	0.505	4	
19	155	Maxim Becker	DEU	C4-Racing	DEU	66651 39182	Kosmic /TM/VEGA	7	51.994	0.540	3	
20	125	Lionel Huenecke	DEU	Arena E Team	DEU	65672 66518	IPK /TM/VEGA	9	52.032	0.578	9	
21	150	Emilio Bernd	DEU	VM Energy Corse Germany	DEU	67873 69100	Energy Corse /IAME/VEGA	9	52.252	0.798	8	
22	115	Julius Berthold	DEU	Doerr Motorsport	DEU	51237 65122	KR /IAME/VEGA	10	52.258	0.804	7	
23	109	Jan Schwarzer	DEU	Michael Johann Bitterbier	DEU	63518 64989	CRG /TM/VEGA	10	52.286	0.832	9	
24	199	Linus Koch	DEU	PAROLIN Deutschland/MSR Motorsport/WST	DEU	61226 69350	Parolin /TM/VEGA	9	52.357	0.903	6	
25	145	Jan Waibel	DEU	Mach1 Motorsport	DEU	12495 66429	Mach1 /TM/VEGA	11	52.535	1.081	11	
26	112	Henry Melchior	DEU	Nees Racing	DEU	66264 67287	Redspeed /TM/VEGA	9	52.624	1.170	8	
27	110	Jan Chytil	CZE	Ivo Chytil	CZE	26AS0510 26AT01031	Exprit /TM/VEGA	11	52.753	1.299	11	
28	116	Johannes Mussotter	DEU	Mach1 Motorsport	DEU	63805 68123	Mach1 /TM/VEGA	10	52.951	1.497	10	
29	113	Mia Deuschle	DEU	Mach1 Motorsport	DEU	65984 66429	Mach1 /TM/VEGA	10	53.041	1.587	9	

 Timekeeper
M.Riehmers

 Race Director
K.Meinhardt

Page 1/1

These results are provisional until the conclusion of any judicial and technical matters!

K-15652/26

Printed: 30.05.2026 / 09:51

ADAC Kartrennen Cheb

OK-N

Cheb 1,202 Km

Free Practice

30.05.2026 09:40

Practice (10:00 Time) started at 9:40:00

Lap	Time of Day	Lap Tm	Diff	S1 Tm	S2 Tm	S3 Tm
(131) Lias Erbersdobler						
1	9:45:11.389	58.757	+7.303	20.905	18.007	19.845
2	9:46:03.801	52.412	+0.958	16.210	17.031	19.171
3	9:46:55.657	51.856	+0.402	15.914	16.888	19.054
4	9:47:47.111	51.454		15.694	16.792	18.968
5	9:48:38.879	51.768	+0.314	15.784	16.909	19.075
6	9:49:31.097	52.218	+0.764	15.752	16.852	19.614
7	9:50:23.083	51.986	+0.532	15.672	16.867	19.447

Lap	Time of Day	Lap Tm	Diff	S1 Tm	S2 Tm	S3 Tm
(133) Rick Nadin						
1	9:44:24.723	59.993	+8.519	21.420	18.137	20.436
2	9:45:17.522	52.799	+1.325	16.335	17.096	19.368
3	9:46:09.500	51.978	+0.504	15.860	16.981	19.137
4	9:47:01.234	51.734	+0.260	15.776	16.859	19.099
5	9:47:53.116	51.882	+0.408	15.907	16.831	19.144
6	9:48:44.763	51.647	+0.173	15.807	16.786	19.054
7	9:49:36.419	51.656	+0.182	15.723	16.805	19.128
8	9:50:27.893	51.474		15.659	16.807	19.008

Lap	Time of Day	Lap Tm	Diff	S1 Tm	S2 Tm	S3 Tm
(106) Maximilian Engelstaedter						
1	9:45:12.785	58.400	+6.874	20.747	17.853	19.800
2	9:46:05.238	52.453	+0.927	16.161	17.082	19.210
3	9:46:57.070	51.832	+0.306	15.908	16.901	19.023
4	9:47:48.596	51.526		15.703	16.880	18.943
5	9:48:40.620	52.024	+0.498	15.687	16.980	19.357
6	9:49:32.275	51.655	+0.129	15.733	16.885	19.037
7	9:50:24.065	51.790	+0.264	15.714	17.019	19.057

Lap	Time of Day	Lap Tm	Diff	S1 Tm	S2 Tm	S3 Tm
(121) Martina Rumlenova						
1	9:41:10.844	58.216	+6.687	18.568	18.581	21.067
2	9:42:03.947	53.103	+1.574	16.228	17.285	19.590
3	9:44:18.385	2:14.438	+1:22.909	16.128	17.394	14:09.916
4	9:45:14.366	55.981	+4.452	19.161	17.316	19.504
5	9:46:06.279	51.913	+0.384	15.901	16.893	19.119
6	9:46:57.808	51.529		15.696	16.828	19.005
7	9:47:49.341	51.533	+0.004	15.785	16.802	18.946
8	9:48:41.485	52.144	+0.615	15.698	16.927	19.519
9	9:49:33.814	52.329	+0.800	16.432	16.884	19.013
10	9:50:25.384	51.570	+0.041	15.671	16.854	19.045

Lap	Time of Day	Lap Tm	Diff	S1 Tm	S2 Tm	S3 Tm
(117) Ben Goetz						
1	9:44:02.699	1:01.018	+9.473	23.457	17.574	19.987
2	9:44:55.240	52.541	+0.996	16.243	16.993	19.305
3	9:45:47.592	52.352	+0.807	15.948	17.066	19.338
4	9:46:39.544	51.952	+0.407	15.779	16.954	19.219
5	9:47:31.089	51.545		15.697	16.747	19.101
6	9:48:22.854	51.765	+0.220	15.779	16.841	19.145
7	9:49:14.408	51.554	+0.009	15.674	16.801	19.079
8	9:50:06.006	51.598	+0.053	15.635	16.886	19.077

Lap	Time of Day	Lap Tm	Diff	S1 Tm	S2 Tm	S3 Tm
(114) Jakub Kamenik						
1	9:43:13.787	58.920	+7.355	21.303	18.001	19.616
2	9:44:06.728	52.941	+1.376	16.287	17.143	19.511
3	9:44:58.860	52.132	+0.567	15.878	16.956	19.298
4	9:45:51.054	52.194	+0.629	15.952	16.939	19.303
5	9:46:44.798	53.744	+2.179	15.905	18.580	19.259
6	9:47:37.502	52.704	+1.139	15.680	16.881	20.143
7	9:48:29.557	52.055	+0.490	15.964	16.984	19.107
8	9:49:21.122	51.565		15.644	16.831	19.090
9	9:50:13.066	51.944	+0.379	15.685	17.161	19.098

Lap	Time of Day	Lap Tm	Diff	S1 Tm	S2 Tm	S3 Tm
(111) Constantin Papst						
1	9:41:05.928	57.166	+5.573	18.756	17.807	20.603
2	9:41:59.628	53.700	+2.107	16.694	17.320	19.686
3	9:42:52.661	53.033	+1.440	16.396	17.266	19.371
4	9:44:52.289	1:59.628	+1:08.035	16.192	17.165	1:26.271
5	9:45:50.397	58.108	+6.515	21.362	17.295	19.451
6	9:46:43.140	52.743	+1.150	16.336	16.985	19.422
7	9:47:35.032	51.892	+0.299	15.971	16.788	19.133
8	9:48:26.955	51.923	+0.330	15.877	16.856	19.190
9	9:49:19.123	52.168	+0.575	15.895	17.064	19.209
10	9:50:10.716	51.593		15.813	16.776	19.004

Lap	Time of Day	Lap Tm	Diff	S1 Tm	S2 Tm	S3 Tm
(161) Lenn Abbas						
1	9:45:08.216	1:02.554	+10.878	23.115	18.704	20.735
2	9:46:02.892	54.676	+3.000	17.187	17.637	19.852
3	9:46:54.935	52.043	+0.367	15.865	17.042	19.136
4	9:47:46.611	51.676		15.679	16.906	19.091
5	9:48:38.497	51.886	+0.210	15.753	16.985	19.148
6	9:49:30.621	52.124	+0.448	15.887	16.996	19.241

Lap	Time of Day	Lap Tm	Diff	S1 Tm	S2 Tm	S3 Tm
(193) Tom Wickop						
1	9:45:11.748	58.741	+7.041	20.866	17.807	20.068
2	9:46:04.414	52.666	+0.966	16.207	17.191	19.268
3	9:46:56.478	52.064	+0.364	15.935	16.955	19.174
4	9:47:48.305	51.827	+0.127	15.748	16.929	19.150
5	9:48:40.127	51.822	+0.122	15.772	16.946	19.104
6	9:49:31.903	51.776	+0.076	15.695	16.941	19.140
7	9:50:23.603	51.700		15.739	16.848	19.113

Lap	Time of Day	Lap Tm	Diff	S1 Tm	S2 Tm	S3 Tm
(123) Charlotte Tille						
1	9:45:08.492	59.799	+8.067	21.441	18.053	20.305
2	9:46:02.829	54.337	+2.605	16.434	17.507	20.396
3	9:46:56.265	53.436	+1.704	17.204	17.109	19.123
4	9:47:47.997	51.732		15.720	17.039	18.973
5	9:48:39.791	51.794	+0.062	15.693	16.968	19.133
6	9:49:31.678	51.887	+0.155	15.683	17.073	19.131
7	9:50:23.534	51.856	+0.124	15.715	17.010	19.131

Lap	Time of Day	Lap Tm	Diff	S1 Tm	S2 Tm	S3 Tm
(148) Ben Fritz						
1	9:41:12.568	1:03.367	+11.535	20.682	19.019	23.666
2	9:42:09.233	56.665	+4.833	17.983	17.858	20.824
3	9:43:52.960	1:43.727	+51.895	16.829	17.169	1:09.729
4	9:44:51.275	58.315	+6.483	21.250	17.483	19.582
5	9:45:43.481	52.206	+0.374	16.208	16.766	19.232
6	9:46:35.346	51.865	+0.033	15.979	16.782	19.104
7	9:47:27.178	51.832		15.860	16.855	19.117
8	9:48:19.358	52.180	+0.348	15.816	16.973	19.391
9	9:49:11.317	51.959	+0.127	15.903	16.918	19.138
10	9:50:04.395	53.078	+1.246	15.886	17.951	19.241

Lap	Time of Day	Lap Tm	Diff	S1 Tm	S2 Tm	S3 Tm
(184) Sebastian Verger Morell						
1	9:44:37.513	58.888	+7.053	20.852	17.644	20.392
2	9:45:29.726	52.213	+0.378	16.000	17.046	19.167
3	9:46:21.573	51.847	+0.012	15.760	16.956	19.131
4	9:47:13.713	52.140	+0.305	15.966	17.055	19.119
5	9:48:05.548	51.835		15.690	17.015	19.130
6	9:48:57.533	51.985	+0.150	15.779	17.038	19.168
7	9:49:49.914	52.381	+0.546	15.788	17.382	19.211
8	9:50:42.040	52.126	+0.291	15.904	17.071	19.151

Lap	Time of Day	Lap Tm	Diff	S1 Tm	S2 Tm	S3 Tm
(119) Conor McPolin						
1	9:45:06.320	59.741	+7.899	21.314	18.475	19.952
2	9:45:59.179	52.859	+1.017	16.429	17.087	19.343
3	9:46:51.316	52.137	+0.295	15.947	17.023	19.167
4	9:47:43.346	52.030	+0.188	15.815	17.051	19.164
5	9:48:35.827	52.481	+0.639	16.124	17.142	19.215
6	9:49:27.678	51.851	+0.009	15.816	16.932	19.103
7	9:50:19.520	51.842		15.800	16.953	19.089

Lap	Time of Day	Lap Tm	Diff	S1 Tm	S2 Tm	S3 Tm
(136) Leonard Frey						
1	9:44:26.996	58.296	+6.445	20.682	17.678	19.936
2	9:45:19.553	52.5				

ADAC Kartrennen Cheb

OK-N

Cheb 1,202 Km

Free Practice

30.05.2026 09:40

Practice (10:00 Time) started at 9:40:00

Lap	Time of Day	Lap Tm	Diff	S1 Tm	S2 Tm	S3 Tm
7	9:48:05.266	52.040	+0.146	15.782	17.044	19.214
8	9:48:57.249	51.983	+0.089	15.735	17.027	19.221
9	9:49:49.367	52.118	+0.224	15.807	17.147	19.164
10	9:50:41.261	51.894		15.783	16.981	19.130

(107) Semir Velija

1	9:44:52.286	57.237	+5.298	19.915	17.566	19.756
2	9:45:45.039	52.763	+0.814	16.192	17.152	19.409
3	9:46:37.204	52.165	+0.226	15.908	16.972	19.285
4	9:47:29.233	52.029	+0.090	15.838	17.034	19.157
5	9:48:21.419	52.186	+0.247	15.853	16.979	19.354
6	9:49:13.398	51.979	+0.040	15.844	17.056	19.079
7	9:50:05.337	51.939		15.797	16.911	19.231

(185) Adrian Lorenz

1	9:44:36.852	59.186	+7.228	21.154	17.997	20.035
2	9:45:30.891	54.039	+2.081	17.092	19.535	
3	9:46:23.249	52.358	+0.400	15.981	17.101	19.276
4	9:47:15.451	52.202	+0.244	15.874	17.033	19.295
5	9:48:07.495	52.044	+0.086	15.874	16.995	19.175
6	9:48:59.617	52.122	+0.164	15.924	16.982	19.216
7	9:49:51.682	52.065	+0.107	15.826	16.989	19.250
8	9:50:43.640	51.958		15.778	17.011	19.169

(120) Nikolas Simic

1	9:44:54.434	57.287	+5.328	20.221	17.533	19.533
2	9:45:46.712	52.278	+0.319	15.986	16.979	19.313
3	9:46:38.874	52.162	+0.203	16.036	16.956	19.170
4	9:47:30.833	51.959		15.864	16.926	19.169
5	9:48:23.638	52.805	+0.846	16.545	16.993	19.267
6	9:49:15.681	52.043	+0.084	15.849	16.998	19.196
7	9:50:07.644	51.963	+0.004	15.763	17.094	19.106

(155) Maxim Becker

1	9:44:31.969	1:00.338	+8.344	22.426	17.910	20.002
2	9:45:24.269	52.300	+0.306	16.078	16.883	19.339
3	9:46:16.263	51.994		15.853	16.939	19.202
4	9:47:08.584	52.321	+0.327	16.247	16.915	19.159
5	9:48:00.778	52.194	+0.200	15.714	17.225	19.255
6	9:48:52.904	52.126	+0.132	15.744	17.103	19.279
7	9:49:44.996	52.092	+0.098	15.809	17.021	19.262

(125) Lionel Huenecke

1	9:43:36.450	3:27.521	+2:35.489	22.098	20.949	2:44.474
2	9:44:35.126	58.676	+6.644	21.312	17.691	19.673
3	9:45:27.869	52.743	+0.711	16.360	16.990	19.393
4	9:46:20.281	52.412	+0.380	16.246	16.996	19.170
5	9:47:12.411	52.130	+0.098	16.075	16.902	19.153
6	9:48:04.674	52.263	+0.231	16.105	16.967	19.191
7	9:48:56.967	52.293	+0.261	16.021	16.986	19.286
8	9:49:50.348	53.381	+1.349	15.896	18.151	19.334
9	9:50:42.380	52.032		15.836	17.079	19.117

(150) Emilio Bernd

1	9:43:08.137	2:52.145	+1:59.893	23.889	21.864	2:06.392
2	9:44:05.470	57.333	+5.081	20.037	17.640	19.656
3	9:44:58.242	52.772	+0.520	16.097	17.247	19.428
4	9:45:50.625	52.383	+0.131	15.921	17.052	19.410
5	9:46:43.785	53.160	+0.908	15.859	17.076	20.225
6	9:47:37.600	53.815	+1.563	16.073	17.158	20.584
7	9:48:30.433	52.833	+0.581	16.359	17.122	19.352
8	9:49:22.685	52.252		15.917	17.063	19.272
9	9:50:15.117	52.432	+0.180	16.070	17.078	19.284

(115) Julius Berthold

1	9:41:24.320	1:03.598	+1:13.340	21.062	20.328	22.208
2	9:42:24.553	1:00.233	+7.975	19.285	19.159	21.789
3	9:43:18.279	53.726	+1.468	16.403	17.375	19.948
4	9:44:11.431	53.152	+0.894	16.072	17.336	19.744
5	9:45:05.106	53.675	+1.417	16.582	17.582	19.511
6	9:45:57.574	52.468	+0.210	15.952	17.120	19.396
7	9:46:49.832	52.258		15.897	17.019	19.342
8	9:47:42.108	52.276	+0.018	15.860	17.086	19.330
9	9:48:36.155	54.047	+1.789	17.626	17.197	19.224

Lap	Time of Day	Lap Tm	Diff	S1 Tm	S2 Tm	S3 Tm
10	9:49:28.449	52.294	+0.036	15.919	17.111	19.264

(109) Jan Schwarzer

1	9:41:12.498	58.953	+6.667	19.006	19.164	20.783
2	9:42:07.409	54.911	+2.625	17.135	17.806	19.970
3	9:43:00.759	53.350	+1.064	16.302	17.370	19.678
4	9:43:53.871	53.112	+0.826	16.080	17.483	19.549
5	9:45:36.157	1:42.286	+50.000	16.111	17.298	1:08.877
6	9:46:32.787	56.630	+4.344	19.695	17.494	19.441
7	9:47:26.139	53.352	+1.066	16.568	17.437	19.347
8	9:48:18.671	52.532	+0.246	15.844	17.337	19.351
9	9:49:10.957	52.236		15.735	17.184	19.367
10	9:50:03.353	52.396	+0.110	16.044	17.117	19.235

(199) Linus Koch

1	9:42:58.594	1:02.359	+10.002	23.224	18.543	20.592
2	9:43:52.474	53.880	+1.523	16.564	17.513	19.803
3	9:44:45.556	53.082	+0.725	16.071	17.348	19.663
4	9:45:38.333	52.777	+0.420	16.020	17.213	19.544
5	9:46:30.868	52.535	+0.178	15.978	17.021	19.536
6	9:47:23.225	52.357		15.883	17.160	19.314
7	9:48:15.804	52.579	+0.222	15.852	17.344	19.383
8	9:49:08.749	1:26.945	+34.588	16.317	17.366	53.262
9	9:50:01.308	55.559	+3.202	19.116	17.092	19.351

(145) Jan Waibel

1	9:41:14.446	57.318	+4.783	18.860	17.795	20.663
2	9:42:08.766	54.320	+1.785	16.680	17.425	20.215
3	9:43:01.981	53.215	+0.680	16.319	17.238	19.658
4	9:43:54.976	52.995	+0.460	15.997	17.350	19.648
5	9:44:47.812	52.836	+0.301	15.986	17.374	19.476
6	9:45:40.680	52.868	+0.333	16.047	17.271	19.550
7	9:46:33.258	52.578	+0.043	15.914	17.234	19.430
8	9:47:26.356	53.098	+0.563	15.946	17.696	19.456
9	9:48:20.001	53.645	+1.110	15.984	17.410	20.251
10	9:49:12.692	52.691	+0.156	16.001	17.260	19.430
11	9:50:05.227	52.535		15.886	17.236	19.413

(112) Henry Melchior

1	9:42:45.651	58.837	+6.213	20.714	17.921	20.202
2	9:43:39.149	53.498	+0.874	16.356	17.368	19.774
3	9:44:32.338	53.189	+0.565	16.372	17.314	19.503
4	9:45:25.566	53.228	+0.604	16.140	17.252	19.836
5	9:47:06.511	1:40.945	+48.321	16.073	17.298	1:07.574
6	9:48:09.378	1:02.867	+10.243	25.742	17.477	19.648
7	9:49:02.378	53.000	+0.376	16.092	17.414	19.494
8	9:49:55.002	52.624		15.913	17.226	19.485
9	9:50:47.810	52.808	+0.184	16.043	17.268	19.497

(110) Jan Chytil

1	9:41:20.027	58.937	+6.184	19.413	19.562	19.962
2	9:42:13.575	53.548	+0.795	16.410	17.546	19.592
3	9:43:07.157	53.582	+0.829	16.318	17.457	19.807
4	9:44:00.714	53.557	+0.804	16.642	17.388	19.527
5	9:44:54.694	53.980	+1.227	16.769	17.577	19.634
6	9:45:48.045	53.351	+0.598	16.233	17.532	19.586
7	9:46:40.972	52.927	+0.174	16.112	17.324	19.491
8	9:47:33.745	52.773	+0.020	16.053	17.340	19.380
9	9:48:26.544	52.799	+0.046	16.144	17.220	19.435
10	9:49:19.654	53.110	+0.357	16.093	17.482	19.535
11	9:50:12.407	52.753		16.067	17.303	19.383

(116) Johannes Mussotter

1	9:41:11.226	1:00.914	+7.963	20.115	18.676	22.123
2	9:42:06.039	54.813	+1.862	16.954	17.912	19.947
3	9:43:00.091	54.052	+1.101	16.497	17.608	19.947
4	9:43:54.400	54.309	+1.358	16.542	17.923	19.844
5	9:45:32.145	1:37.745	+44.794	16.344	17.977	1:03.424
6	9:46:29.579	57.43				

ADAC Kartrennen Cheb

OK-N

Cheb 1,202 Km

Free Practice

30.05.2026 09:40

Practice (10:00 Time) started at 9:40:00

Lap	Time of Day	Lap Tm	Diff	S1 Tm	S2 Tm	S3 Tm	Lap	Time of Day	Lap Tm	Diff	S1 Tm	S2 Tm	S3 Tm
<i>(113) Mia Deuschle</i>													
1	9:41:16.763	1:00.524	+7.483	20.911	18.846	20.767							
2	9:42:11.870	55.117	+2.076	17.062	17.879	20.176							
3	9:43:05.874	54.004	+0.963	16.507	17.600	19.897							
4	9:43:59.620	53.746	+0.705	16.522	17.519	19.705							
5	9:44:53.375	53.755	+0.714	16.424	17.626	19.705							
6	9:45:46.601	53.226	+0.185	16.247	17.417	19.562							
7	9:46:40.316	53.715	+0.674	16.473	17.651	19.591							
8	9:47:33.366	53.050	+0.009	16.091	17.347	19.612							
9	9:48:26.407	53.041		16.101	17.361	19.579							
10	9:49:20.225	53.818	+0.777	16.071	17.287	20.460							



ADAC Kartrennen Cheb

OK-N / Qualifying Practice

Track: Cheb - 1.202 km

Session Started: 11:13:01

Best Lap by: 121 - Martina Rumlenova - 51.563

Rank	#	Driver	Nat	Sponsor Competitor	Nat	Driver-License Com-License	Equipment	laps	Best Lap	Diff	In Lap	Penalty
1	121	Martina Rumlenova	CZE	MVM Racing	CZE	26AS0141 26AT00471	KR /IAME/VEGA	6	51.563		6	
2	114	Jakub Kamenik	CZE	Lanari Racing Team	DEU	26AS0204 66815	KR /IAME/VEGA	7	51.639	0.076	6	
3	117	Ben Goetz	DEU	Ebert Motorsport	DEU	63781 66061	LN /TM/VEGA	7	51.640	0.077	5	
4	111	Constantin Papst	DEU	TB Racing Team	DEU	65409 38262	KR /IAME/VEGA	6	51.734	0.171	5	
5	131	Lias Erbersdobler	DEU	Doerr Motorsport	DEU	65417 65122	KR /IAME/VEGA	6	51.734	0.171	6	
6	133	Rick Nadin	LUX	Ebert Motorsport	DEU	K083 66061	OTK /TM/VEGA	7	51.754	0.191	6	
7	193	Tom Wickop	DEU	Doerr Motorsport	DEU	70363 65122	KR /IAME/VEGA	6	51.761	0.198	5	
8	136	Leonard Frey	DEU	ADAC Niedersachsen/Sachsen Anhalt e.V. Ebert Motorsport	DEU	65652 66061	Kosmic /TM/VEGA	6	51.803	0.240	6	
9	155	Maxim Becker	DEU	C4-Racing	DEU	66651 39182	Kosmic /TM/VEGA	6	51.817	0.254	3	
10	109	Jan Schwarzer	DEU	Michael Johann Bitterbier	DEU	63518 64989	CRG /TM/VEGA	7	51.859	0.296	7	
11	161	Lenn Abbas	DEU	Nees Racing	DEU	67105 67287	CS55 /TM/VEGA	7	51.937	0.374	4	
12	184	Sebastian Verger Morell	ESP	CV Performance Group X JP Motorsport	DEU	000169-ESP 38321	KR /IAME/VEGA	7	51.967	0.404	5	
13	148	Ben Fritz	DEU	Arena E Team	DEU	66153 66518	IPK /TM/VEGA	7	52.003	0.440	7	
14	185	Adrian Lorenz	DEU	CV Performance Group X JP Motorsport	DEU	16728 38321	KR /IAME/VEGA	7	52.022	0.459	7	
15	125	Lionel Huenecke	DEU	Arena E Team	DEU	66672 66518	IPK /TM/VEGA	7	52.035	0.472	6	
16	106	Maximilian Engelstaedter	DEU	Doerr Motorsport	DEU	49258 65122	KR /IAME/VEGA	6	52.053	0.490	4	
17	115	Julius Berthold	DEU	Doerr Motorsport	DEU	51237 65122	KR /IAME/VEGA	6	52.093	0.530	6	
18	127	Marius Bonconseil	DEU	Scuderia Avus e.V (ADAC) Ebert Motorsport	DEU	52461 66061	OTK /TM/VEGA	6	52.105	0.542	5	
19	120	Nikolas Simic	DEU	Lanari Racing Team	DEU	48512 66815	KR /IAME/VEGA	7	52.129	0.566	4	
20	107	Semir Velija	DEU	Lanari Racing Team	DEU	26111 66815	KR /IAME/VEGA	7	52.152	0.589	5	
21	119	Conor McPolin	IRL	MAD Performance	DEU	244583 65514	OTK /TM/VEGA	6	52.194	0.631	5	
22	150	Emilio Bernd	DEU	VM Energy Corse Germany	DEU	67873 69100	Energy Corse /IAME/VEGA	7	52.238	0.675	7	
23	123	Charlotte Tille	DEU	MAD Performance	DEU	63099 65514	Redspeed /TM /VEGA	7	52.273	0.710	5	
24	199	Linus Koch	DEU	PAROLIN Deutschland/MSR Motorsport/WST	DEU	61226 69350	Parolin /TM/VEGA	7	52.342	0.779	4	
25	110	Jan Chytil	CZE	Ivo Chytil	CZE	26AS0510 26AT01031	Exprit /TM/VEGA	7	52.369	0.806	5	
26	112	Henry Melchior	DEU	Nees Racing	DEU	66264 67287	Redspeed /TM/VEGA	6	52.418	0.855	3	
27	116	Johannes Mussotter	DEU	Mach1 Motorsport	DEU	63805 68123	Mach1 /TM/VEGA	7	52.487	0.924	5	
28	145	Jan Waibel	DEU	Mach1 Motorsport	DEU	12495 66429	Mach1 /TM/VEGA	7	52.782	1.219	3	
29	113	Mia Deuschle	DEU	Mach1 Motorsport	DEU	65984 66429	Mach1 /TM/VEGA	7	53.382	1.819	7	

Timekeeper
M.RiehmersRace Director
K.Meinhardt

Page 1/1

These results are provisional until the conclusion of any judicial and technical matters!

K-15652/26

Printed: 30.05.2026 / 11:39

ADAC Kartrennen Cheb

OK-N

Cheb 1,202 Km

Qualifying Practice

30.05.2026 11:13

Qualifying (6:00 Time) started at 11:13:01

Lap	Time of Day	Lap Tm	Diff	S1 Tm	S2 Tm	S3 Tm
(121) Martina Rumlenova						
1	11:14:44.920	59.327	+7.764	19.167	19.885	20.275
2	11:15:37.227	52.307	+0.744	16.035	17.059	19.213
3	11:16:29.092	51.865	+0.302	15.798	16.954	19.113
4	11:17:20.705	51.613	+0.050	15.663	16.866	19.084
5	11:18:12.289	51.584	+0.021	15.647	16.873	19.064
6	11:19:03.852	51.563		15.643	16.872	19.048

Lap	Time of Day	Lap Tm	Diff	S1 Tm	S2 Tm	S3 Tm
(114) Jakob Kamenik						
1	11:14:22.919	58.680	+7.041	19.328	19.023	20.329
2	11:15:18.024	55.105	+3.466	17.512	17.970	19.623
3	11:16:10.230	52.206	+0.567	15.939	16.975	19.292
4	11:17:02.152	51.922	+0.283	15.770	16.982	19.170
5	11:17:54.143	51.991	+0.352	15.927	16.961	19.103
6	11:18:45.782	51.639		15.687	16.914	19.038
7	11:19:37.706	51.924	+0.285	15.782	16.947	19.195

Lap	Time of Day	Lap Tm	Diff	S1 Tm	S2 Tm	S3 Tm
(117) Ben Goetz						
1	11:14:05.307	56.072	+4.432	18.204	17.810	20.058
2	11:14:58.259	52.952	+1.312	16.203	17.267	19.482
3	11:15:52.829	54.570	+2.930	15.803	17.970	20.797
4	11:16:44.780	51.951	+0.311	15.792	16.991	19.168
5	11:17:36.420	51.640		15.623	16.907	19.110
6	11:18:28.230	51.810	+0.170	15.620	16.937	19.253
7	11:19:19.959	51.729	+0.089	15.608	16.930	19.191

Lap	Time of Day	Lap Tm	Diff	S1 Tm	S2 Tm	S3 Tm
(111) Constantin Papst						
1	11:14:50.108	57.528	+5.794	20.068	17.616	19.844
2	11:15:42.694	52.586	+0.852	16.164	17.017	19.405
3	11:16:34.982	52.288	+0.554	16.060	16.928	19.300
4	11:17:27.017	52.035	+0.301	15.866	16.921	19.248
5	11:18:18.751	51.734		15.762	16.826	19.146
6	11:19:10.524	51.773	+0.039	15.773	16.880	19.120

Lap	Time of Day	Lap Tm	Diff	S1 Tm	S2 Tm	S3 Tm
(131) Lias Erbersdobler						
1	11:14:49.769	57.620	+5.886	20.082	17.817	19.721
2	11:15:42.449	52.690	+0.956	16.195	17.113	19.382
3	11:16:34.654	52.205	+0.471	15.922	16.952	19.331
4	11:17:26.514	51.860	+0.126	15.773	16.915	19.172
5	11:18:18.289	51.775	+0.041	15.703	16.940	19.132
6	11:19:10.023	51.734		15.698	16.884	19.152

Lap	Time of Day	Lap Tm	Diff	S1 Tm	S2 Tm	S3 Tm
(133) Rick Nadin						
1	11:14:25.089	59.318	+7.564	20.022	18.728	20.568
2	11:15:18.338	53.249	+1.495	16.525	17.284	19.440
3	11:16:10.701	52.363	+0.609	15.962	17.088	19.313
4	11:17:02.734	52.033	+0.279	15.806	17.058	19.169
5	11:17:54.970	52.236	+0.482	15.983	17.063	19.190
6	11:18:46.724	51.754		15.694	16.914	19.146
7	11:19:38.606	51.882	+0.128	15.727	16.925	19.230

Lap	Time of Day	Lap Tm	Diff	S1 Tm	S2 Tm	S3 Tm
(193) Tom Wickop						
1	11:14:54.629	1:01.202	+9.441	20.525	20.430	20.247
2	11:15:47.374	52.745	+0.984	16.300	17.103	19.342
3	11:16:39.376	52.002	+0.241	15.911	16.901	19.190
4	11:17:31.271	51.895	+0.134	15.776	16.999	19.120
5	11:18:23.032	51.761		15.704	16.912	19.145
6	11:19:15.225	52.193	+0.432	15.804	16.951	19.438

Lap	Time of Day	Lap Tm	Diff	S1 Tm	S2 Tm	S3 Tm
(136) Leonard Frey						
1	11:14:40.801	1:03.367	+11.564	21.416	19.435	22.516
2	11:15:34.984	54.183	+2.380	16.342	18.121	19.720
3	11:16:27.223	52.239	+0.436	16.030	17.003	19.206
4	11:17:19.066	51.843	+0.040	15.820	16.901	19.122
5	11:18:11.166	52.100	+0.297	15.752	17.113	19.235
6	11:19:02.969	51.803		15.858	16.857	19.088

Lap	Time of Day	Lap Tm	Diff	S1 Tm	S2 Tm	S3 Tm
(155) Maxim Becker						
1	11:14:41.141	58.271	+6.454	19.030	18.751	20.490
2	11:15:33.878	52.737	+0.920	16.184	17.325	19.228
3	11:16:25.695	51.817		15.765	16.885	19.167
4	11:17:17.612	51.917	+0.100	15.727	17.020	19.170
5	11:18:09.665	52.063	+0.236	15.723	17.115	19.215

Lap	Time of Day	Lap Tm	Diff	S1 Tm	S2 Tm	S3 Tm
6	11:19:01.688	52.023	+0.206	15.607	17.135	19.281
(109) Jan Schwarzer						
1	11:14:11.377	56.736	+4.877	18.859	17.857	20.020
2	11:15:04.577	53.200	+1.341	16.366	17.342	19.492
3	11:15:56.926	52.349	+0.490	15.978	17.113	19.258
4	11:16:49.075	52.149	+0.290	15.826	17.037	19.286
5	11:17:41.214	52.139	+0.280	15.806	17.134	19.199
6	11:18:33.213	51.999	+0.140	15.818	17.004	19.177
7	11:19:25.072	51.859		15.645	17.036	19.178

Lap	Time of Day	Lap Tm	Diff	S1 Tm	S2 Tm	S3 Tm
(161) Lenn Abbas						
1	11:14:21.940	1:01.606	+9.669	19.855	19.121	22.630
2	11:15:18.994	57.054	+5.117	18.841	18.554	19.659
3	11:16:11.492	52.498	+0.561	16.039	17.146	19.313
4	11:17:03.429	51.937		15.791	17.031	19.115
5	11:17:55.752	52.323	+0.386	15.804	17.185	19.334
6	11:18:47.783	52.031	+0.094	15.675	17.099	19.257
7	11:19:39.930	52.147	+0.210	15.737	17.078	19.332

Lap	Time of Day	Lap Tm	Diff	S1 Tm	S2 Tm	S3 Tm
(184) Sebastian Verger Morell						
1	11:14:12.118	55.954	+3.987	18.406	17.815	19.733
2	11:15:04.916	52.798	+0.831	15.985	17.358	19.455
3	11:15:57.217	52.301	+0.334	15.913	17.149	19.239
4	11:16:49.452	52.235	+0.268	15.843	17.117	19.275
5	11:17:41.419	51.967		15.753	17.089	19.125
6	11:18:33.481	52.062	+0.095	15.787	17.107	19.168
7	11:19:25.601	52.120	+0.153	15.694	17.194	19.232

Lap	Time of Day	Lap Tm	Diff	S1 Tm	S2 Tm	S3 Tm
(148) Ben Fritz						
1	11:14:12.379	56.315	+4.312	18.936	17.652	19.727
2	11:15:05.140	52.761	+0.758	16.234	17.192	19.335
3	11:15:57.663	52.513	+0.510	16.075	17.061	19.377
4	11:16:50.043	52.390	+0.387	15.994	16.977	19.419
5	11:17:42.208	52.165	+0.162	15.872	16.972	19.321
6	11:18:36.681	54.473	+2.470	17.174	17.962	19.337
7	11:19:28.684	52.003		15.828	16.914	19.261

Lap	Time of Day	Lap Tm	Diff	S1 Tm	S2 Tm	S3 Tm
(185) Adrian Lorenz						
1	11:14:27.493	57.177	+5.155	19.208	17.914	20.055
2	11:15:20.343	52.850	+0.828	16.319	17.161	19.370
3	11:16:12.591	52.248	+0.226	15.925	17.013	19.310
4	11:17:04.685	52.094	+0.072	15.825	16.961	19.308
5	11:17:56.765	52.080	+0.058	15.774	16.996	19.310
6	11:18:48.900	52.215	+0.193	15.911	16.963	19.341
7	11:19:41.002	52.022		15.773	16.909	19.340

Lap	Time of Day	Lap Tm	Diff	S1 Tm	S2 Tm	S3 Tm
(125) Lionel Huenecke						
1	11:14:09.184	57.113	+5.078	19.069	18.086	19.958
2	11:15:02.226	53.042	+1.007	16.393	17.243	19.406
3	11:15:54.544	52.318	+0.283	16.017	17.078	19.223
4	11:16:46.611	52.067	+0.032	15.850	16.997	19.220
5	11:17:38.760	52.149	+0.114	15.874	17.044	19.231
6	11:18:30.795	52.035		15.769	17.055	19.211
7	11:19:23.069	52.274	+0.239	15.928	17.139	19.207

Lap	Time of Day	Lap Tm	Diff	S1 Tm	S2 Tm	S3 Tm
(106) Maximilian Engelstaedter						
1	11:14:50.835	57.705	+5.652	20.282	17.721	19.702
2	11:15:43.638	52.803	+0.750	16.091	17.306	19.406
3	11:16:35.858	<				

ADAC Kartrennen Cheb

OK-N

Cheb 1,202 Km

Qualifying Practice

30.05.2026 11:13

Qualifying (6:00 Time) started at 11:13:01

Lap	Time of Day	Lap Tm	Diff	S1 Tm	S2 Tm	S3 Tm	Lap	Time of Day	Lap Tm	Diff	S1 Tm	S2 Tm	S3 Tm
2	11:15:44.516	52.280	+0.175	15.929	17.040	19.311	6	11:19:19.865	52.635	+0.217	15.890	17.335	19.410
3	11:16:36.625	52.109	+0.004	15.759	16.994	19.356	(116) Johannes Mussotter						
4	11:17:28.845	52.220	+0.115	15.822	17.075	19.323	1	11:14:16.038	58.841	+6.354	19.916	18.409	20.516
5	11:18:20.950	52.105		17.064	19.295	19.387	2	11:15:09.435	53.397	+0.910	16.465	17.425	19.507
6	11:19:13.195	52.245	+0.140	15.778	17.080	19.387	3	11:16:02.333	52.898	+0.411	16.171	17.200	19.527
(120) Nikolas Simic							4	11:16:55.176	52.843	+0.356	16.126	17.283	19.434
1	11:14:28.956	55.892	+3.763	18.313	17.882	19.697	5	11:17:47.663	52.487		15.950	17.241	19.296
2	11:15:22.167	53.211	+1.082	16.271	17.188	19.752	6	11:18:40.324	52.661	+0.174	16.040	17.086	19.535
3	11:16:14.513	52.346	+0.217	15.913	17.063	19.370	7	11:19:33.304	52.980	+0.493	16.024	17.326	19.630
4	11:17:06.642	52.129		15.794	16.984	19.351	(145) Jan Waibel						
5	11:17:58.820	52.178	+0.049	15.753	17.125	19.300	1	11:14:20.277	58.018	+5.236	18.677	18.540	20.801
6	11:18:51.053	52.233	+0.104	15.898	17.060	19.275	2	11:15:14.009	53.732	+0.950	16.561	17.464	19.707
7	11:19:43.340	52.287	+0.158	15.833	17.046	19.408	3	11:16:06.791	52.782		16.011	17.214	19.557
(107) Semir Vellija							4	11:16:59.693	52.902	+0.120	16.011	17.274	19.617
1	11:14:27.830	56.358	+4.206	18.582	17.849	19.927	5	11:17:52.623	52.930	+0.148	16.047	17.352	19.531
2	11:15:21.063	53.233	+1.081	16.299	17.432	19.502	6	11:18:45.574	52.951	+0.169	16.009	17.305	19.637
3	11:16:13.463	52.400	+0.248	15.929	17.164	19.307	7	11:19:39.001	53.427	+0.645	16.144	17.559	19.724
4	11:17:05.724	52.261	+0.109	15.811	17.062	19.388	(113) Mia Deuschle						
5	11:17:57.876	52.152		15.854	17.013	19.285	1	11:14:20.897	1:00.268	+6.886	20.151	19.059	21.058
6	11:18:50.125	52.249	+0.097	15.789	17.115	19.345	2	11:15:14.934	54.037	+0.655	16.481	17.626	19.930
7	11:19:42.614	52.489	+0.337	15.972	17.140	19.377	3	11:16:08.559	53.625	+0.243	16.315	17.493	19.817
(119) Conor McPolin							4	11:17:02.025	53.466	+0.084	16.030	17.638	19.798
1	11:14:56.159	57.660	+5.466	20.045	17.790	19.825	5	11:17:56.477	54.452	+1.070	16.561	18.182	19.709
2	11:15:48.968	52.809	+0.615	16.087	17.322	19.400	6	11:18:49.878	53.401	+0.019	16.394	17.444	19.563
3	11:16:41.225	52.257	+0.063	15.910	17.072	19.275	7	11:19:43.260	53.382		16.117	17.677	19.588
4	11:17:33.524	52.299	+0.105	15.908	17.117	19.274	(150) Emilio Bernd						
5	11:18:25.718	52.194		15.782	17.113	19.299	1	11:14:07.703	56.841	+4.603	19.163	17.726	19.952
6	11:19:17.917	52.199	+0.005	15.760	17.095	19.344	2	11:15:00.954	53.251	+1.013	16.407	17.266	19.578
(150) Emilio Bernd							3	11:15:53.578	52.624	+0.386	16.055	17.082	19.487
1	11:14:07.703	56.841	+4.603	19.163	17.726	19.952	4	11:16:45.955	52.377	+0.139	16.014	17.039	19.324
2	11:15:00.954	53.251	+1.013	16.407	17.266	19.578	5	11:17:38.344	52.389	+0.151	15.870	17.185	19.334
3	11:15:53.578	52.624	+0.386	16.055	17.082	19.487	6	11:18:30.726	52.382	+0.144	15.799	17.136	19.447
4	11:16:45.955	52.377	+0.139	16.014	17.039	19.324	7	11:19:22.964	52.238		15.776	17.128	19.334
5	11:17:38.344	52.389	+0.151	15.870	17.185	19.334	(123) Charlotte Tille						
6	11:18:30.726	52.382	+0.144	15.799	17.136	19.447	1	11:14:29.610	57.342	+5.069	18.948	18.498	19.896
7	11:19:22.964	52.238		15.776	17.128	19.334	2	11:15:22.599	52.989	+0.716	16.131	17.389	19.469
(123) Charlotte Tille							3	11:16:15.054	52.455	+0.182	15.940	17.222	19.293
1	11:14:29.610	57.342	+5.069	18.948	18.498	19.896	4	11:17:07.381	52.327	+0.054	15.833	17.237	19.257
2	11:15:22.599	52.989	+0.716	16.131	17.389	19.469	5	11:17:59.654	52.273		15.781	17.173	19.319
3	11:16:15.054	52.455	+0.182	15.940	17.222	19.293	6	11:18:52.175	52.521	+0.248	15.922	17.245	19.354
4	11:17:07.381	52.327	+0.054	15.833	17.237	19.257	7	11:19:44.803	52.628	+0.355	15.783	17.239	19.606
5	11:17:59.654	52.273		15.781	17.173	19.319	(199) Linus Koch						
6	11:18:52.175	52.521	+0.248	15.922	17.245	19.354	1	11:14:33.812	57.239	+4.897	19.012	17.991	20.236
7	11:19:44.803	52.628	+0.355	15.783	17.239	19.606	2	11:15:27.072	53.260	+0.918	16.509	17.264	19.487
(199) Linus Koch							3	11:16:19.788	52.716	+0.374	15.963	17.263	19.490
1	11:14:33.812	57.239	+4.897	19.012	17.991	20.236	4	11:17:12.130	52.342		15.889	17.078	19.375
2	11:15:27.072	53.260	+0.918	16.509	17.264	19.487	5	11:18:04.590	52.460	+0.118	15.793	17.249	19.418
3	11:16:19.788	52.716	+0.374	15.963	17.263	19.490	6	11:18:57.139	52.549	+0.207	15.805	17.265	19.479
4	11:17:12.130	52.342		15.889	17.078	19.375	7	11:19:49.593	52.454	+0.112	15.798	17.276	19.380
5	11:18:04.590	52.460	+0.118	15.793	17.249	19.418	(110) Jan Chytil						
6	11:18:57.139	52.549	+0.207	15.805	17.265	19.479	1	11:14:30.207	56.227	+3.858	18.533	17.944	19.750
7	11:19:49.593	52.454	+0.112	15.798	17.276	19.380	2	11:15:23.069	52.862	+0.493	16.302	17.225	19.335
(110) Jan Chytil							3	11:16:15.493	52.424	+0.055	15.833	17.090	19.501
1	11:14:30.207	56.227	+3.858	18.533	17.944	19.750	4	11:17:08.001	52.508	+0.139	15.940	17.168	19.400
2	11:15:23.069	52.862	+0.493	16.302	17.225	19.335	5	11:18:00.370	52.369		15.803	17.194	19.372
3	11:16:15.493	52.424	+0.055	15.833	17.090	19.501	6	11:18:53.175	52.805	+0.436	15.959	17.336	19.510
4	11:17:08.001	52.508	+0.139	15.940	17.168	19.400	7	11:19:46.135	52.960	+0.591	16.278	17.218	19.464
5	11:18:00.370	52.369		15.803	17.194	19.372	(112) Henry Melchior						
6	11:18:53.175	52.805	+0.436	15.959	17.336	19.510	1	11:14:56.721	57.791	+5.373	20.473	17.654	19.664
7	11:19:46.135	52.960	+0.591	16.278	17.218	19.464	2	11:15:49.423	52.702	+0.284	15.965	17.251	19.486
(112) Henry Melchior							3	11:16:41.841	52.418		15.790	17.193	19.435
1	11:14:56.721	57.791	+5.373	20.473	17.654	19.664	4	11:17:34.344	52.503	+0.085	15.827	17.240	19.436
2	11:15:49.423	52.702	+0.284	15.965	17.251	19.486	5	11:18:27.230	52.886	+0.468	15.792	17.326	19.768
3	11:16:41.841	52.418		15.790	17.193	19.435	(112) Henry Melchior						
4	11:17:34.344	52.503	+0.085	15.827	17.240	19.436	1	11:14:56.721	57.791	+5.373	20.473	17.654	19.664
5	11:18:27.230	52.886	+0.468	15.792	17.326	19.768	2	11:15:49.423	52.702	+0.284	15.965	17.251	19.486

ADAC Kartrennen Cheb

OK-N

Cheb 1,202 Km

Qualifying Heat 1


30.05.2026 13:45

Race (12 Laps)

52.782 145 Jan Waibel	28
52.418 112 Henry Melchior	26
52.342 199 Linus Koch	24
52.238 150 Emilio Bernd	22
52.152 107 Semir Velija	20
52.105 127 Marius Bonconseil	18
52.053 106 Maximilian Engelstaedter	16
52.022 185 Adrian Lorenz	14
51.967 184 Sebastian Verger Morell	12
51.859 109 Jan Schwarzer	10
51.803 136 Leonard Frey	8
51.754 133 Rick Nadin	6
51.734 111 Constantin Papst	4
51.639 114 Jakub Kamenik	2

52.487 116 Johannes Mussotter	14
52.369 110 Jan Chytil	13
52.273 123 Charlotte Tille	12
52.194 119 Conor McPolin	11
52.129 120 Nikolas Simic	10
52.093 115 Julius Berthold	9
52.035 125 Lionel Huenecke	8
52.003 148 Ben Fritz	7
51.937 161 Lenn Abbas	6
51.817 155 Maxim Becker	5
51.761 193 Tom Wickop	4
51.734 131 Lias Erbersdobler	3
51.640 117 Ben Goetz	2
51.563 121 Martina Rumlenova	1

POLE POSITION



Orbits

ADAC Kartrennen Cheb

OK-N

Cheb 1,202 Km


Qualifying Heat 1

30.05.2026 13:45

Race (12 Laps)

53.382
113 Mia Deuschle
29

15



ADAC Kartrennen Cheb

OK-N

Cheb 1,202 Km

Qualifying Heat 2


30.05.2026 15:50

Race (12 Laps)

52.782 145 Jan Waibel	28
52.418 112 Henry Melchior	26
52.342 199 Linus Koch	24
52.238 150 Emilio Bernd	22
52.152 107 Semir Velija	20
52.105 127 Marius Bonconseil	18
52.053 106 Maximilian Engelstaedter	16
52.022 185 Adrian Lorenz	14
51.967 184 Sebastian Verger Morell	12
51.859 109 Jan Schwarzer	10
51.803 136 Leonard Frey	8
51.754 133 Rick Nadin	6
51.734 111 Constantin Papst	4
51.639 114 Jakub Kamenik	2

52.487 116 Johannes Mussotter	14
52.369 110 Jan Chytil	13
52.273 123 Charlotte Tille	12
52.194 119 Conor McPolin	11
52.129 120 Nikolas Simic	10
52.093 115 Julius Berthold	9
52.035 125 Lionel Huenecke	8
52.003 148 Ben Fritz	7
51.937 161 Lenn Abbas	6
51.817 155 Maxim Becker	5
51.761 193 Tom Wickop	4
51.734 131 Lias Erbersdobler	3
51.640 117 Ben Goetz	2
51.563 121 Martina Rumlenova	1

POLE POSITION



ADAC Kartrennen Cheb

OK-N

Cheb 1,202 Km


Qualifying Heat 2

30.05.2026 15:50

Race (12 Laps)

53.382
113 Mia Deuschle
29

15



Orbits

ADAC Kartrennen Cheb

OK-N / Qualifying Heat 1

Track: Cheb - 1.202 km

Race Started: 14:00:13

Best Lap by: 133 - Rick Nadin - 51.682

Rank	#	Driver	Nat	Sponsor Competitor	Nat	Driver-License Com-Licence	Equipment	laps	T. Time Diff	Best Lap	Penalty	Points
1	0	121 Martina Rumlenova	CZE	MVM Racing	CZE	26AS0141 26AT00471	KR /IAME/VEGA	12	10:34.189	51.826		50
2	0	114 Jakob Kamenik	CZE	Lanari Racing Team	DEU	26AS0204 66815	KR /IAME/VEGA	12	10:34.330 0.141	51.870		44
3	3	133 Rick Nadin	LUX	Ebert Motorsport	DEU	K083 66061	OTK /TM/VEGA	12	10:34.828 0.639	51.682		41
4	4	136 Leonard Frey	DEU	ADAC Niedersachsen/Sachsen Anhalt e.V. Ebert Motorsport	DEU	65652 66061	Kosmic /TM/VEGA	12	10:35.769 1.580	51.769		38
5	-2	117 Ben Goetz	DEU	Ebert Motorsport	DEU	63781 66061	LN /TM/VEGA	12	10:36.275 2.086	51.812		36
6	-1	131 Lias Erbersdobler	DEU	Doerr Motorsport	DEU	65417 65122	KR /IAME/VEGA	12	10:36.498 2.309	51.769		34
7	-3	111 Constantin Papst	DEU	TB Racing Team	DEU	65409 38262	KR /IAME/VEGA	12	10:40.416 6.227	51.789	+ 5 sec	32
8	6	185 Adrian Lorenz	DEU	CV Performance Group X JP Motorsport	DEU	16728 38321	KR /IAME/VEGA	12	10:40.581 6.392	51.979		30
9	1	109 Jan Schwarzer	DEU	Michael Johann Bitterbier	DEU	63518 64989	CRG /TM/VEGA	12	10:42.962 8.773	52.056		28
10	11	119 Conor McPolin	IRL	MAD Performance	DEU	244583 65514	OTK /TM/VEGA	12	10:43.963 9.774	51.989		27
11	-4	193 Tom Wickop	DEU	Doerr Motorsport	DEU	70363 65122	KR /IAME/VEGA	12	10:45.788 11.599	51.957	+ 5 sec	26
12	-3	155 Maxim Becker	DEU	C4-Racing	DEU	66651 39182	Kosmic /TM/VEGA	12	10:45.881 11.692	52.089	+ 5 sec	25
13	2	125 Lionel Huenecke	DEU	Arena E Team	DEU	65672 66518	IPK /TM/VEGA	12	10:47.536 13.347	52.202		24
14	6	107 Semir Velija	DEU	Lanari Racing Team	DEU	26111 66815	KR /IAME/VEGA	12	10:48.183 13.994	52.356		23
15	4	120 Nikolas Simic	DEU	Lanari Racing Team	DEU	48512 66815	KR /IAME/VEGA	12	10:48.539 14.350	52.089	+ 5 sec	22
16	1	115 Julius Berthold	DEU	Doerr Motorsport	DEU	51237 65122	KR /IAME/VEGA	12	10:48.804 14.615	52.398		21
17	1	127 Marius Bonconseil	DEU	Scuderia Avus e.V (ADAC) Ebert Motorsport	DEU	52461 66061	OTK /TM/VEGA	12	10:49.279 15.090	52.357		20
18	4	150 Emilio Bernd	DEU	VM Energy Corse Germany	DEU	67873 69100	Energy Corse /IAME/VEGA	12	10:49.809 15.620	52.423		19
19	-3	106 Maximilian Engelstaedter	DEU	Doerr Motorsport	DEU	49258 65122	KR /IAME/VEGA	12	10:50.091 15.902	52.161		18
20	5	110 Jan Chytil	CZE	Ivo Chytil	CZE	26AS0510 26AT01031	Exprit /TM/VEGA	12	10:50.873 16.684	52.736		17
21	7	145 Jan Waibel	DEU	Mach1 Motorsport	DEU	12495 66429	Mach1 /TM/VEGA	12	10:51.404 17.215	52.702		16
22	2	199 Linus Koch	DEU	PAROLIN Deutschland/MSR Motorsport/WST	DEU	61226 69350	Parolin /TM/VEGA	12	10:52.052 17.863	52.475		15
23	0	123 Charlotte Tille	DEU	MAD Performance	DEU	63099 65514	Redspeed /TM /VEGA	12	10:52.305 18.116	52.511		14
24	3	116 Johannes Mussotter	DEU	Mach1 Motorsport	DEU	63805 68123	Mach1 /TM/VEGA	12	10:59.334 25.145	52.606	+ 5 sec	13
25	4	113 Mia Deuschle	DEU	Mach1 Motorsport	DEU	65984 66429	Mach1 /TM/VEGA	6	5:41.228 6 Laps	53.958	+ 5 sec	12
26	-13	148 Ben Fritz	DEU	Arena E Team	DEU	66153 66518	IPK /TM/VEGA	4	3:44.613 8 Laps	53.141		11
27	-15	184 Sebastian Verger Morell	ESP	CV Performance Group X JP Motorsport	DEU	000169-ESP 38321	KR /IAME/VEGA	1	1:00.610 11 Laps	59.920		10
28	-2	112 Henry Melchior	DEU	Nees Racing	DEU	66264 67287	Redspeed /TM/VEGA	1	1:03.996 11 Laps	1:02.110		9

Not classified

DSQ	161	Lenn Abbas	DEU	Nees Racing	DEU	67105 67287	CS55 /TM/VEGA	12	DSQ	52.369	+ 5 sec	4
-----	-----	------------	-----	-------------	-----	----------------	---------------	----	-----	--------	---------	---

Announcements

#199 Transponder Low Battery (Charge)

#161 black flag did not classified

#111,113,116,120,155,161,193 time penalty 5 sec. (front fairing)

#161 disqualification (steward)

 Timekeeper
M.Riehmers

 Race Director
K.Meinhardt

Page 1/1

These results are provisional until the conclusion of any judicial and technical matters!

K-15652/26

Printed: 30.05.2026 / 14:54

ADAC Kartrennen Cheb

OK-N

Cheb 1,202 Km

Qualifying Heat 1

30.05.2026 13:45

Race (12 Laps) started at 14:00:13

Lap	Time of Day	Lap Tm	Diff	S1 Tm	S2 Tm	S3 Tm	Lap	Time of Day	Lap Tm	Diff	S1 Tm	S2 Tm	S3 Tm
(121) Martina Rumlenova							3	14:03:00.193	53.603	+1.834	16.330	17.569	19.704
1	14:01:09.072	55.438	+3.612	17.351	17.863	20.224	4	14:03:53.402	53.209	+1.440	16.173	17.416	19.620
2	14:02:03.806	54.734	+2.908	16.551	18.006	20.177	5	14:04:46.916	52.514	+0.745	15.970	17.217	19.327
3	14:02:57.756	53.950	+2.124	16.370	17.656	19.924	6	14:05:38.139	52.223	+0.454	15.849	17.110	19.264
4	14:03:51.355	53.599	+1.773	16.096	17.416	20.087	7	14:06:30.835	52.696	+0.927	15.918	17.382	19.396
5	14:04:43.955	52.600	+0.774	15.992	17.287	19.321	8	14:07:22.741	51.906	+0.137	15.747	16.962	19.197
6	14:05:36.206	52.251	+0.425	15.821	17.142	19.288	9	14:08:14.627	51.886	+0.117	15.701	16.995	19.190
7	14:06:28.276	52.070	+0.244	15.782	17.061	19.227	10	14:09:06.396	51.769		15.614	17.005	19.150
8	14:07:20.193	51.917	+0.091	15.732	17.044	19.141	11	14:09:58.214	51.818	+0.049	15.641	17.004	19.173
9	14:08:12.074	51.881	+0.055	15.756	16.974	19.151	12	14:10:50.132	51.918	+0.149	15.740	16.985	19.193
10	14:09:03.900	51.826		15.706	16.971	19.149	(111) Constantin Papst						
11	14:09:55.846	51.946	+0.120	15.697	16.989	19.260	1	14:01:11.011	57.271	+5.482	18.295	18.432	20.544
12	14:10:47.823	51.977	+0.151	15.719	17.063	19.195	2	14:02:05.330	54.319	+2.530	16.673	17.628	20.018
(114) Jakob Kamenik							3	14:02:59.238	53.908	+2.119	16.408	17.677	19.823
1	14:01:09.741	56.090	+4.220	18.058	18.019	20.013	4	14:03:52.349	53.111	+1.322	16.217	17.235	19.659
2	14:02:04.134	54.393	+2.523	16.570	17.727	20.096	5	14:04:45.084	52.735	+0.946	16.071	17.289	19.375
3	14:02:57.925	53.791	+1.921	16.478	17.545	19.768	6	14:05:37.430	52.346	+0.557	15.941	17.086	19.319
4	14:03:51.232	53.307	+1.437	16.181	17.315	19.811	7	14:06:29.609	52.179	+0.390	15.857	17.044	19.278
5	14:04:43.707	52.475	+0.605	15.854	17.212	19.409	8	14:07:21.593	51.984	+0.195	15.868	16.869	19.247
6	14:05:35.913	52.206	+0.336	15.819	17.109	19.278	9	14:08:13.495	51.902	+0.113	15.718	16.914	19.270
7	14:06:28.018	52.105	+0.235	15.743	17.108	19.254	10	14:09:05.428	51.933	+0.144	15.711	16.918	19.304
8	14:07:19.976	51.958	+0.088	15.685	17.024	19.249	11	14:09:57.261	51.833	+0.044	15.748	16.899	19.186
9	14:08:11.881	51.905	+0.035	15.726	16.965	19.214	12	14:10:49.050	51.789		15.751	16.815	19.223
10	14:09:03.751	51.870		15.656	17.011	19.203	(185) Adrian Lorenz						
11	14:09:55.911	52.160	+0.290	15.675	16.923	19.562	1	14:01:12.998	58.531	+6.552	18.652	19.039	20.840
12	14:10:47.964	52.053	+0.183	15.883	17.063	19.107	2	14:02:07.812	54.814	+2.835	16.934	17.825	20.055
(133) Rick Nadin							3	14:03:02.480	54.668	+2.689	16.611	18.368	19.689
1	14:01:10.201	56.377	+4.695	17.683	18.377	20.317	4	14:03:55.408	52.928	+0.949	16.152	17.281	19.495
2	14:02:04.667	54.466	+2.784	16.510	17.935	20.021	5	14:04:47.934	52.526	+0.547	15.961	17.187	19.378
3	14:02:58.490	53.823	+2.141	16.338	17.664	19.821	6	14:05:40.278	52.344	+0.365	15.954	17.102	19.288
4	14:03:51.705	53.215	+1.533	16.108	17.467	19.640	7	14:06:32.404	52.126	+0.147	15.842	17.038	19.246
5	14:04:44.489	52.784	+1.102	16.019	17.346	19.419	8	14:07:24.527	52.123	+0.144	15.791	17.098	19.234
6	14:05:36.739	52.250	+0.568	15.763	17.191	19.296	9	14:08:16.506	51.979		15.746	16.998	19.235
7	14:06:28.986	52.247	+0.565	15.712	17.151	19.384	10	14:09:08.661	52.155	+0.176	15.806	17.020	19.329
8	14:07:21.035	52.049	+0.367	15.767	17.045	19.237	11	14:10:00.913	52.252	+0.273	15.779	17.197	19.276
9	14:08:13.004	51.969	+0.287	15.684	17.080	19.205	12	14:10:54.215	53.302	+1.323	15.798	17.224	20.280
10	14:09:04.877	51.873	+0.191	15.663	17.038	19.172	(109) Jan Schwarzer						
11	14:09:56.780	51.903	+0.221	15.695	17.038	19.170	1	14:01:12.679	58.636	+6.580	18.559	18.988	21.089
12	14:10:48.462	51.682		15.626	16.964	19.092	2	14:02:09.635	56.956	+4.900	17.534	18.479	20.943
(136) Leonard Frey							3	14:03:03.711	54.076	+2.020	16.490	17.660	19.926
1	14:01:11.291	57.358	+5.589	18.216	18.494	20.648	4	14:03:57.050	53.339	+1.283	16.309	17.385	19.645
2	14:02:05.602	54.311	+2.542	16.546	17.694	20.071	5	14:04:49.739	52.689	+0.633	16.025	17.240	19.424
3	14:02:59.448	53.846	+2.077	16.393	17.648	19.805	6	14:05:42.115	52.376	+0.320	15.884	17.184	19.308
4	14:03:53.120	53.672	+1.903	16.143	17.878	19.651	7	14:06:34.337	52.222	+0.166	15.862	17.157	19.203
5	14:04:45.651	52.531	+0.762	15.936	17.119	19.476	8	14:07:27.373	53.036	+0.980	15.974	17.296	19.766
6	14:05:37.974	52.323	+0.554	15.821	17.045	19.457	9	14:08:20.062	52.689	+0.633	16.162	17.200	19.327
7	14:06:30.134	52.160	+0.391	15.830	17.084	19.246	10	14:09:12.194	52.132	+0.076	15.699	17.090	19.343
8	14:07:22.032	51.898	+0.129	15.764	16.964	19.170	11	14:10:04.250	52.055		15.718	17.040	19.298
9	14:08:13.910	51.878	+0.109	15.776	16.948	19.154	12	14:10:56.596	52.346	+0.290	15.819	17.156	19.371
10	14:09:05.830	51.920	+0.151	15.840	16.963	19.117	(119) Conor McPolin						
11	14:09:57.599	51.769		15.715	16.922	19.132	1	14:01:15.451	1:00.539	+8.550	19.483	19.526	21.530
12	14:10:49.403	51.804	+0.035	15.710	16.981	19.113	2	14:02:10.280	54.829	+2.840	16.672	17.846	20.311
(117) Ben Goetz							3	14:03:04.911	54.631	+2.642	16.588	17.942	20.101
1	14:01:11.524	57.786	+5.974	18.640	18.477	20.669	4	14:03:58.043	53.132	+1.143	16.162	17.378	19.592
2	14:02:06.133	54.609	+2.797	16.850	17.801	19.958	5	14:04:50.794	52.751	+0.762	15.991	17.353	19.407
3	14:02:59.721	53.588	+1.776	16.340	17.441	19.807	6	14:05:43.308	52.514	+0.525	15.983	17.249	19.282
4	14:03:52.816	53.095	+1.283	16.078	17.483	19.534	7	14:06:35.694	52.386	+0.397	15.827	17.175	19.384
5	14:04:45.358	52.542	+0.730	15.945	17.119	19.478	8	14:07:27.888	52.194	+0.205	15.827	17.029	19.338
6	14:05:37.814	52.456	+0.644	15.870	17.109	19.477	9	14:08:21.332	53.444	+1.455	16.155	17.446	19.843
7	14:06:30.611	52.797	+0.985	15.835	17.688	19.274	10	14:09:13.443	52.111	+0.122	15.733	17.058	19.320
8	14:07:22.457	51.846	+0.034	15.667	16.973	19.206	11	14:10:05.432	51.939		15.751	17.031	19.207
9	14:08:14.272	51.815	+0.003	15.629	16.977	19.209	12	14:10:57.597	52.165	+0.176	15.829	17.019	19.317
10	14:09:06.089	51.817	+0.005	15.645	17.032	19.140	(193) Tom Wickop						
11	14:09:57.901	51.812		15.668	16.967	19.177	1	14:01:12.743	58.755	+6.798	18.929	18.927	20.899
12	14:10:49.909	52.008	+0.196	15.791	16.968	19.249	2	14:02:07.748	55.005	+3.048	16.795	17.995	20.215
(131) Lias Erbersdobler							3	14:03:01.960	54.212	+2.255	16.786	17.565	19.861
1	14:01:11.818	57.985	+6.216	18.890	18.477	20.618	4	14:03:55.019	53.059	+1.102	16.185	17.278	19.596
2	14:02:06.590	54.772	+3.003	16.873	17.875	20.024	5	14:04:47.757	52.738	+0.781	16.016	17.270	19.452
							6	14:05:40.048	52.291	+0.334	15.860		

ADAC Kartrennen Cheb

OK-N

Cheb 1,202 Km

Qualifying Heat 1

30.05.2026 13:45

Race (12 Laps) started at 14:00:13

Lap	Time of Day	Lap Tm	Diff	S1 Tm	S2 Tm	S3 Tm
7	14:06:32.187	52.139	+0.182	15.727	17.144	19.268
8	14:07:24.144	51.957		15.745	16.979	19.233
9	14:08:16.325	52.181	+0.224	15.743	17.050	19.388
10	14:09:08.560	52.235	+0.278	15.721	17.209	19.305
11	14:10:01.156	52.596	+0.639	15.646	17.584	19.366
12	14:10:54.422	53.266	+1.309	15.771	17.120	20.375

(155) Maxim Becker

1	14:01:12.892	58.746	+6.657	19.102	18.798	20.846
2	14:02:08.116	55.224	+3.135	16.926	18.203	20.095
3	14:03:03.011	54.895	+2.806	16.538	18.344	20.013
4	14:03:56.288	53.277	+1.188	16.186	17.429	19.662
5	14:04:48.929	52.641	+0.552	15.904	17.281	19.456
6	14:05:41.302	52.373	+0.284	15.778	17.196	19.399
7	14:06:33.445	52.143	+0.054	15.756	17.111	19.276
8	14:07:25.616	52.171	+0.082	15.747	17.157	19.267
9	14:08:17.756	52.140	+0.051	15.783	17.073	19.284
10	14:09:09.845	52.089		15.699	17.083	19.307
11	14:10:02.165	52.320	+0.231	15.952	17.083	19.285
12	14:10:54.515	52.360	+0.261	15.730	17.104	19.516

(125) Lionel Huenecke

1	14:01:14.512	59.980	+7.778	19.311	19.068	21.601
2	14:02:10.564	56.052	+3.850	17.274	18.068	20.710
3	14:03:05.444	54.880	+2.678	16.736	18.140	20.004
4	14:03:59.317	53.873	+1.671	16.737	17.547	19.589
5	14:04:51.955	52.638	+0.436	16.014	17.260	19.364
6	14:05:44.427	52.472	+0.270	15.955	17.202	19.315
7	14:06:36.715	52.288	+0.086	15.873	17.245	19.170
8	14:07:29.470	52.755	+0.553	15.926	17.049	19.780
9	14:08:21.752	52.282	+0.080	15.830	17.141	19.311
10	14:09:15.299	53.547	+1.345	16.179	17.705	19.663
11	14:10:08.968	53.669	+1.467	16.267	17.561	19.841
12	14:11:01.170	52.202		15.949	17.042	19.211

(107) Semir Velija

1	14:01:15.566	1:00.561	+8.205	19.742	19.360	21.459
2	14:02:11.174	55.608	+3.252	17.161	18.055	20.392
3	14:03:05.935	54.761	+2.405	16.399	18.290	20.072
4	14:04:00.426	54.491	+2.135	16.622	18.103	19.766
5	14:04:53.137	52.711	+0.355	16.016	17.253	19.442
6	14:05:45.712	52.575	+0.219	15.958	17.155	19.462
7	14:06:38.276	52.564	+0.208	15.933	17.179	19.452
8	14:07:31.075	52.799	+0.443	15.786	17.315	19.698
9	14:08:23.718	52.643	+0.287	16.203	17.170	19.270
10	14:09:16.647	52.929	+0.573	16.370	17.285	19.274
11	14:10:09.461	52.814	+0.458	15.755	17.141	19.918
12	14:11:01.817	52.356		15.951	17.172	19.233

(120) Nikolas Simic

1	14:01:14.434	59.627	+7.538	19.448	18.913	21.266
2	14:02:09.714	55.280	+3.191	17.172	17.769	20.339
3	14:03:04.045	54.331	+2.242	16.579	17.978	19.774
4	14:03:57.210	53.165	+1.076	16.153	17.392	19.620
5	14:04:50.059	52.849	+0.760	16.057	17.312	19.480
6	14:05:42.468	52.409	+0.320	15.845	17.217	19.347
7	14:06:34.761	52.293	+0.204	15.918	17.094	19.281
8	14:07:27.580	52.819	+0.730	15.884	17.087	19.848
9	14:08:20.545	52.965	+0.876	16.350	17.282	19.333
10	14:09:12.790	52.245	+0.156	15.841	17.054	19.350
11	14:10:04.879	52.089		15.760	17.025	19.314
12	14:10:57.173	52.294	+0.205	15.815	17.093	19.386

(115) Julius Berthold

1	14:01:15.345	1:00.719	+8.321	19.384	19.832	21.503
2	14:02:10.638	55.293	+2.895	17.004	17.841	20.448
3	14:03:05.354	54.716	+2.318	16.776	17.877	20.063
4	14:03:58.866	53.512	+1.114	16.483	17.413	19.616
5	14:04:51.701	52.835	+0.437	16.010	17.273	19.552
6	14:05:44.190	52.489	+0.091	15.866	17.156	19.467
7	14:06:36.639	52.449	+0.051	15.874	17.265	19.310
8	14:07:29.584	52.945	+0.547	15.792	17.141	20.012
9	14:08:21.982	52.398		15.921	17.126	19.351
10	14:09:15.096	53.114	+0.716	16.219	17.332	19.563

Lap	Time of Day	Lap Tm	Diff	S1 Tm	S2 Tm	S3 Tm
11	14:10:09.323	54.227	+1.829	16.316	17.817	20.094
12	14:11:02.438	53.115	+0.717	16.252	17.389	19.474

(127) Marius Bonconseil

1	14:01:13.368	58.617	+6.260	18.775	18.846	20.996
2	14:02:08.357	54.989	+2.632	16.997	18.056	19.936
3	14:03:03.282	54.925	+2.568	16.434	18.315	20.176
4	14:03:56.533	53.251	+0.894	16.208	17.279	19.764
5	14:04:49.282	52.749	+0.392	15.955	17.194	19.600
6	14:05:41.777	52.495	+0.138	15.878	17.109	19.508
7	14:06:34.134	52.357		15.875	17.102	19.380
8	14:07:27.288	53.154	+0.797	15.924	17.367	19.863
9	14:08:21.583	54.295	+1.938	16.389	17.642	20.264
10	14:09:15.034	53.451	+1.094	16.205	17.530	19.716
11	14:10:09.719	54.685	+2.328	16.575	17.757	20.353
12	14:11:02.913	53.194	+0.837	16.360	17.358	19.476

(150) Emilio Bernd

1	14:01:16.392	1:01.171	+8.748	19.395	19.566	22.210
2	14:02:11.764	55.372	+2.949	17.018	18.037	20.317
3	14:03:06.025	54.261	+1.838	16.385	17.813	20.063
4	14:04:00.269	54.244	+1.821	16.374	18.041	19.829
5	14:04:52.955	52.686	+0.263	15.938	17.256	19.492
6	14:05:45.443	52.488	+0.065	15.893	17.127	19.468
7	14:06:37.866	52.423		15.948	17.120	19.355
8	14:07:30.578	52.712	+0.289	15.894	17.232	19.586
9	14:08:23.426	52.848	+0.425	15.869	17.140	19.839
10	14:09:17.078	53.652	+1.229	16.855	17.370	19.427
11	14:10:09.910	52.832	+0.409	15.834	17.193	19.805
12	14:11:03.443	53.533	+1.110	16.326	17.705	19.502

(106) Maximilian Engelstaedter

1	14:01:13.724	59.133	+6.972	18.817	18.866	21.450
2	14:02:09.892	56.168	+4.007	16.966	18.228	20.974
3	14:03:05.278	55.386	+3.225	16.573	18.199	20.614
4	14:04:01.166	55.888	+3.727	17.013	19.029	19.846
5	14:04:54.255	53.089	+0.928	16.108	17.481	19.500
6	14:05:46.572	52.317	+0.156	15.810	17.208	19.299
7	14:06:38.733	52.161		15.860	17.094	19.207
8	14:07:31.204	52.471	+0.310	15.833	17.167	19.471
9	14:08:23.515	52.311	+0.150	15.907	17.117	19.287
10	14:09:16.509	52.994	+0.833	16.456	17.207	19.331
11	14:10:09.794	53.285	+1.124	15.709	17.556	20.020
12	14:11:03.725	53.931	+1.770	16.559	17.868	19.504

(110) Jan Chytil

1	14:01:15.789	1:00.562	+7.826	19.635	19.454	21.473
2	14:02:11.385	55.596	+2.860	16.826	18.245	20.525
3	14:03:06.545	55.160	+2.424	16.410	18.539	20.211
4	14:04:00.975	54.430	+1.694	16.459	18.154	19.817
5	14:04:54.104	53.129	+0.393	16.064	17.555	19.510
6	14:05:47.091	52.987	+0.251	16.102	17.401	19.484
7	14:06:40.076	52.985	+0.249	15.879	17.544	19.562
8	14:07:33.113	53.037	+0.301	16.130	17.349	19.558
9	14:08:25.849	52.736		15.814	17.380	19.542
10	14:09:18.604	52.755	+0.019	15.839	17.415	19.501
11	14:10:11.477	52.873	+0.137	15.882	17.352	19.639
12	14:11:04.507	53.030	+0.294	16.038	17.463	19.529

(145) Jan Waibel

1	14:01:16.621	1:01.022	+8.320	19.450	19.667	21.905
2	14:02:12.710	56.089	+3.387	17.309	18.292	20.488
3	14:03:06.911	54.201	+1.499	16.470	17.685	20.046
4	14:04:01.636	54.725	+2.023	16.453	18.224	20.048
5	14:04:55.103	53.467	+0.765	16.103	17.541	19.823
6	14:05:48.065	52.962	+0.260	16.037	17.300	19.625
7	14:06:40.837	52.772	+0.070	15.981	17.264	19.527
8	14:07:33.946	53.109	+0.407	15.896	17.472	19.741
9	14:08:26.759	52.813	+0.111	15.944	17.354	19.515
10	14:09:19.463	52.704	+0.002	15.906	17.210	19.588
11	14:10:12.165	52.702		15.875	17.233	19.594
12	14:11:05.038	52.873	+0.171	15.914	17.386	19.573

(199) Linus Koch

1	14:01:15.345	1:00.719	+8.321	19.384	19.832	21.503
---	--------------	-----------------	--------	--------	--------	--------

ADAC Kartrennen Cheb

OK-N

Cheb 1,202 Km

Qualifying Heat 1

30.05.2026 13:45

Race (12 Laps) started at 14:00:13

Lap	Time of Day	Lap Tm	Diff	S1 Tm	S2 Tm	S3 Tm	Lap	Time of Day	Lap Tm	Diff	S1 Tm	S2 Tm	S3 Tm
1	14:01:16.694	1:01.331	+8.856	19.793	19.767	21.771							
2	14:02:12.326	56.632	+3.157	17.068	18.077	20.487							
3	14:03:06.715	54.389	+1.914	16.378	17.765	20.246							
4	14:04:01.366	54.651	+2.176	16.415	18.285	19.951							
5	14:04:54.668	53.302	+0.827	16.101	17.642	19.559							
6	14:05:47.592	52.924	+0.449	15.925	17.519	19.480							
7	14:06:40.583	52.991	+0.516	15.925	17.571	19.495							
8	14:07:33.802	53.219	+0.744	15.916	17.535	19.768							
9	14:08:27.483	53.681	+1.206	15.908	18.037	19.736							
10	14:09:20.423	52.940	+0.465	15.922	17.434	19.584							
11	14:10:12.898	52.475		15.844	17.171	19.460							
12	14:11:05.686	52.788	+0.313	15.803	17.391	19.594							

(123) Charlotte Tille

1	14:01:19.394	1:04.294	+11.783	21.046	21.807	21.441
2	14:02:14.778	55.384	+2.873	17.033	17.999	20.352
3	14:03:08.626	53.848	+1.337	16.370	17.608	19.870
4	14:04:02.292	53.666	+1.155	16.136	17.606	19.924
5	14:04:56.207	53.915	+1.404	16.501	17.754	19.660
6	14:05:49.473	53.266	+0.755	16.014	17.663	19.589
7	14:06:42.171	52.698	+0.187	15.983	17.203	19.512
8	14:07:34.682	52.511		15.917	17.238	19.356
9	14:08:28.046	53.364	+0.853	15.830	17.327	20.207
10	14:09:20.636	52.590	+0.079	15.930	17.220	19.440
11	14:10:13.264	52.628	+0.117	15.947	17.237	19.444
12	14:11:05.939	52.675	+0.164	15.937	17.253	19.485

(116) Johannes Mussotter

1	14:01:17.772	1:02.302	+9.696	20.390	19.977	21.935
2	14:02:13.821	56.049	+3.443	17.380	18.179	20.490
3	14:03:08.090	54.269	+1.663	16.495	17.775	19.999
4	14:04:02.115	54.026	+1.419	16.300	17.508	20.217
5	14:04:57.456	55.341	+2.735	16.330	19.155	19.856
6	14:05:50.561	53.105	+0.499	16.196	17.354	19.555
7	14:06:43.584	53.023	+0.417	16.054	17.285	19.684
8	14:07:36.654	53.070	+0.464	16.107	17.287	19.676
9	14:08:29.307	52.663	+0.047	15.948	17.172	19.533
10	14:09:22.409	53.102	+0.496	16.076	17.138	19.888
11	14:10:15.362	52.963	+0.347	16.048	17.319	19.586
12	14:11:07.968	52.606		15.951	17.152	19.503

(113) Mia Deuschle

1	14:01:17.281	1:01.638	+7.680	20.041	19.817	21.780
2	14:02:13.037	55.756	+1.798	17.075	18.222	20.459
3	14:03:07.525	54.488	+0.530	16.439	17.870	20.179
4	14:04:01.894	54.369	+0.411	16.270	17.922	20.177
5	14:04:55.852	53.958		16.180	18.011	19.767
6	14:05:49.862	54.010	+0.052	16.177	18.144	19.689

(148) Ben Fritz

1	14:01:14.326	59.888	+6.747	19.253	18.972	21.663
2	14:02:10.063	55.738	+2.597	17.086	18.075	20.577
3	14:03:05.106	55.043	+1.902	16.601	18.233	20.209
4	14:03:58.247	53.141		16.331	17.253	19.557

(184) Sebastian Verger Morell

1	14:01:14.244	59.920		18.852	19.669	21.399
---	--------------	---------------	--	---------------	---------------	---------------

(112) Henry Melchior

1	14:01:17.630	1:02.110		19.886	19.747	22.477
---	--------------	-----------------	--	---------------	---------------	---------------

(161) Lenn Abbas

1	14:01:16.512	1:02.230	+9.861	19.879	20.347	22.004
2	14:02:12.098	55.586	+3.217	17.061	18.120	20.405
3	14:03:06.215	54.117	+1.748	16.278	17.855	19.984
4	14:04:00.722	54.507	+2.138	16.534	18.283	19.690
5	14:04:53.598	52.876	+0.507	15.993	17.440	19.443
6	14:05:45.975	52.377	+0.008	15.843	17.137	19.397
7	14:06:38.453	52.478	+0.109	15.835	17.251	19.392
8	14:07:30.978	52.525	+0.156	15.789	17.287	19.449
9	14:08:23.347	52.369		15.813	17.143	19.413
10	14:09:17.298	53.951	+1.582	17.055	17.343	19.553
11	14:10:10.019	52.721	+0.352	15.831	17.142	19.748
12	14:11:03.898	53.879	+1.510	16.441	18.041	19.397

ADAC Kartrennen Cheb

OK-N / Qualifying Heat 2

Track: Cheb - 1.202 km

Race Started: 15:55:29

Best Lap by: 117 - Ben Goetz - 51.724

Rank	#	Driver	Nat	Sponsor Competitor	Nat	Driver-License Com-Licence	Equipment	laps	T. Time Diff	Best Lap	Penalty	Points
1	7	136 Leonard Frey	DEU	ADAC Niedersachsen/Sachsen Anhalt e.V. Ebert Motorsport	DEU	65652 66061	Kosmic /TM/VEGA	12	10:36.960	51.902		50
2	1	117 Ben Goetz	DEU	Ebert Motorsport	DEU	63781 66061	LN /TM/VEGA	12	10:37.566 0.606	51.724		44
3	-1	114 Jakob Kamenik	CZE	Lanari Racing Team	DEU	26AS0204 66815	KR /IAME/VEGA	12	10:38.282 1.322	51.806		41
4	-3	121 Martina Rumlenova	CZE	MVM Racing	CZE	26AS0141 26AT00471	KR IAME/IAME/VEGA	12	10:39.877 2.917	51.918		38
5	1	133 Rick Nadin	LUX	Ebert Motorsport	DEU	K083 66061	OTK /TM/VEGA	12	10:40.703 3.743	52.231		36
6	-2	111 Constantin Papst	DEU	TB Racing Team	DEU	65409 38262	KR /IAME/VEGA	12	10:40.891 3.931	52.087		34
7	-2	131 Lias Erbersdobler	DEU	Doerr Motorsport	DEU	65417 65122	KR /IAME/VEGA	12	10:41.043 4.083	51.957		32
8	2	109 Jan Schwarzer	DEU	Michael Johann Bitterbier	DEU	63518 64989	CRG /TM/VEGA	12	10:41.809 4.849	52.085		30
9	5	185 Adrian Lorenz	DEU	CV Performance Group X.JP Motorsport	DEU	16728 38321	KR /IAME/VEGA	12	10:42.014 5.054	52.085		28
10	3	148 Ben Fritz	DEU	Arena E Team	DEU	66153 66518	IPK /TM/VEGA	12	10:43.931 6.971	52.415		27
11	-2	155 Maxim Becker	DEU	C4-Racing	DEU	66651 39182	Kosmic /TM/VEGA	12	10:44.565 7.605	52.165		26
12	3	125 Lionel Huenecke	DEU	Arena E Team	DEU	65672 66518	IPK /TM/VEGA	12	10:46.377 9.417	52.104		25
13	6	120 Nikolas Simic	DEU	Lanari Racing Team	DEU	48512 66815	KR /IAME/VEGA	12	10:47.676 10.716	52.420		24
14	-3	161 Lenn Abbas	DEU	Nees Racing	DEU	67105 67287	CS55 /TM/VEGA	12	10:47.931 10.971	52.297	+ 5 sec	23
15	5	107 Semir Velija	DEU	Lanari Racing Team	DEU	26111 66815	KR /IAME/VEGA	12	10:48.140 11.180	52.019		22
16	2	127 Marius Bonconseil	DEU	Scuderia Avus e.V (ADAC) Ebert Motorsport	DEU	52461 66061	OTK /TM/VEGA	12	10:49.133 12.173	52.157	+ 5 sec	21
17	0	115 Julius Berthold	DEU	Doerr Motorsport	DEU	51237 65122	KR /IAME/VEGA	12	10:50.943 13.983	52.313		20
18	-11	193 Tom Wickop	DEU	Doerr Motorsport	DEU	70363 65122	KR /IAME/VEGA	12	10:52.474 15.514	53.379		19
19	3	150 Emilio Bernd	DEU	VM Energy Corse Germany	DEU	67873 69100	Energy Corse /IAME/VEGA	12	10:52.537 15.577	52.553		18
20	3	123 Charlotte Tille	DEU	MAD Performance	DEU	63099 65514	Redspeed /TM /VEGA	12	10:54.797 17.837	52.709		17
21	5	112 Henry Melchior	DEU	Nees Racing	DEU	66264 67287	Redspeed /TM/VEGA	12	10:55.347 18.387	52.690		16
22	5	116 Johannes Mussotter	DEU	Mach1 Motorsport	DEU	63805 68123	Mach1 /TM/VEGA	12	10:56.078 19.118	52.971		15
23	-7	106 Maximilian Engelstaedter	DEU	Doerr Motorsport	DEU	49258 65122	KR /IAME/VEGA	12	11:00.169 23.209	52.444	+ 5 sec	14
24	1	110 Jan Chytil	CZE	Ivo Chytil	CZE	26AS0510 26AT01031	Exprit /TM/VEGA	12	11:00.514 23.554	52.917	+ 5 sec	13
25	3	145 Jan Waibel	DEU	Mach1 Motorsport	DEU	12495 66429	Mach1 /TM/VEGA	4	3:48.430 8 Laps	54.464		12
26	3	113 Mia Deuschle	DEU	Mach1 Motorsport	DEU	65984 66429	Mach1 /TM/VEGA	4	3:49.500 8 Laps	54.375		11
27	-3	199 Linus Koch	DEU	PAROLIN Deutschland/MSR Motorsport/WST	DEU	61226 69350	Parolin /TM/VEGA	4	3:50.094 8 Laps	54.265		10
28	-7	119 Conor McPolin	IRL	MAD Performance	DEU	244583 65514	OTK /TM/VEGA	4	3:53.616 8 Laps	53.726	+ 5 sec	9
29	-17	184 Sebastian Verger Morell	ESP	CV Performance Group X.JP Motorsport	DEU	000169-ESP 38321	KR /IAME/VEGA	1	58.781 11 Laps	58.129		8

Announcements

#106,110,119,127,161 time penalty 5 sec. (front fairing)

 Timekeeper
M.Riehmers

 Race Director
K.Meinhardt

Page 1/1

These results are provisional until the conclusion of any judicial and technical matters!

K-15652/26

Printed: 30.05.2026 / 16:27

ADAC Kartrennen Cheb

OK-N

Cheb 1,202 Km

Qualifying Heat 2

30.05.2026 15:50

Race (12 Laps) started at 15:55:29

Lap	Time of Day	Lap Tm	Diff	S1 Tm	S2 Tm	S3 Tm
(136) Leonard Frey						
1	15:56:26.194	56.228	+4.326	17.522	18.268	20.438
2	15:57:20.640	54.446	+2.544	16.890	17.884	19.672
3	15:58:13.938	53.298	+1.396	16.189	17.437	19.672
4	15:59:07.876	53.938	+2.036	16.231	18.030	19.677
5	16:00:00.884	53.008	+1.106	16.140	17.421	19.447
6	16:00:53.648	52.764	+0.862	16.052	17.387	19.325
7	16:01:46.090	52.442	+0.540	15.965	17.168	19.309
8	16:02:38.496	52.406	+0.504	16.048	17.091	19.267
9	16:03:30.736	52.240	+0.338	15.886	17.145	19.209
10	16:04:22.760	52.024	+0.122	15.778	16.993	19.253
11	16:05:14.720	51.960	+0.058	15.813	16.927	19.220
12	16:06:06.622	51.902		15.797	16.862	19.243

Lap	Time of Day	Lap Tm	Diff	S1 Tm	S2 Tm	S3 Tm
(117) Ben Goetz						
1	15:56:26.074	56.322	+4.598	17.623	18.190	20.509
2	15:57:20.164	54.090	+2.366	16.585	17.743	19.762
3	15:58:13.693	53.529	+1.805	16.171	17.553	19.805
4	15:59:07.731	54.098	+2.314	16.242	18.013	19.783
5	16:00:00.806	53.075	+1.351	16.023	17.515	19.537
6	16:00:53.463	52.657	+0.933	15.893	17.359	19.405
7	16:01:46.014	52.551	+0.827	15.874	17.273	19.404
8	16:02:38.700	52.686	+0.962	16.247	17.123	19.316
9	16:03:31.472	52.772	+1.048	15.883	17.177	19.712
10	16:04:23.693	52.221	+0.497	15.804	17.240	19.177
11	16:05:15.417	51.724		15.654	16.945	19.125
12	16:06:07.228	51.811	+0.087	15.756	16.887	19.168

Lap	Time of Day	Lap Tm	Diff	S1 Tm	S2 Tm	S3 Tm
(114) Jakob Kamenik						
1	15:56:25.572	55.896	+4.090	17.322	18.097	20.477
2	15:57:19.842	54.270	+2.464	16.586	17.927	19.757
3	15:58:13.501	53.659	+1.853	16.250	17.639	19.770
4	15:59:08.255	54.754	+2.948	16.189	18.641	19.924
5	16:00:01.651	53.396	+1.590	16.069	17.826	19.501
6	16:00:54.282	52.631	+0.825	16.008	17.230	19.393
7	16:01:46.659	52.377	+0.571	15.882	17.159	19.336
8	16:02:38.967	52.308	+0.502	15.908	17.218	19.182
9	16:03:31.285	52.318	+0.512	15.857	17.123	19.338
10	16:04:24.299	53.014	+1.208	15.767	17.670	19.577
11	16:05:16.138	51.839	+0.033	15.722	16.961	19.156
12	16:06:07.944	51.806		15.715	16.966	19.125

Lap	Time of Day	Lap Tm	Diff	S1 Tm	S2 Tm	S3 Tm
(121) Martina Rumlenova						
1	15:56:25.974	56.312	+4.394	17.211	18.154	20.947
2	15:57:21.206	55.232	+3.314	17.507	18.025	19.700
3	15:58:14.622	53.416	+1.498	16.209	17.594	19.613
4	15:59:08.478	53.856	+1.938	16.123	17.756	19.977
5	16:00:01.391	52.913	+0.995	15.993	17.555	19.365
6	16:00:53.952	52.561	+0.643	15.934	17.329	19.298
7	16:01:46.368	52.416	+0.498	15.873	17.249	19.294
8	16:02:39.287	52.919	+1.001	16.028	17.664	19.227
9	16:03:31.694	52.407	+0.489	16.003	17.156	19.248
10	16:04:24.445	52.751	+0.833	15.832	17.260	19.659
11	16:05:17.621	53.176	+1.258	16.280	17.260	19.636
12	16:06:09.539	51.918		15.806	17.013	19.099

Lap	Time of Day	Lap Tm	Diff	S1 Tm	S2 Tm	S3 Tm
(133) Rick Nadin						
1	15:56:26.812	56.971	+4.740	18.050	18.465	20.456
2	15:57:21.923	55.111	+2.880	16.783	18.136	20.192
3	15:58:15.911	53.988	+1.757	16.421	17.998	19.569
4	15:59:09.301	53.390	+1.159	16.131	17.723	19.536
5	16:00:01.885	52.584	+0.353	15.934	17.348	19.302
6	16:00:54.674	52.789	+0.558	16.030	17.433	19.326
7	16:01:47.258	52.584	+0.353	15.906	17.337	19.341
8	16:02:39.489	52.231		15.829	17.153	19.249
9	16:03:32.051	52.562	+0.331	15.974	17.274	19.314
10	16:04:24.546	52.495	+0.264	15.751	17.115	19.629
11	16:05:17.791	53.245	+1.014	16.047	17.537	19.661
12	16:06:10.365	52.574	+0.343	15.975	17.385	19.214

Lap	Time of Day	Lap Tm	Diff	S1 Tm	S2 Tm	S3 Tm
(111) Constantin Papst						
1	15:56:26.292	56.529	+4.442	17.898	18.291	20.340
2	15:57:22.726	56.434	+4.347	17.058	18.298	21.078

Lap	Time of Day	Lap Tm	Diff	S1 Tm	S2 Tm	S3 Tm
3	15:58:16.670	53.944	+1.857	16.664	17.703	19.577
4	15:59:10.728	54.058	+1.971	16.579	17.806	19.673
5	16:00:03.539	52.811	+0.724	16.100	17.329	19.382
6	16:00:56.364	52.825	+0.738	15.971	17.302	19.552
7	16:01:48.701	52.337	+0.250	15.955	17.079	19.303
8	16:02:41.152	52.451	+0.364	15.893	17.227	19.331
9	16:03:33.239	52.087		15.875	17.045	19.167
10	16:04:25.432	52.193	+0.106	15.907	16.987	19.229
11	16:05:17.904	52.472	+0.385	15.830	17.084	19.558
12	16:06:10.553	52.649	+0.562	15.977	17.443	19.229

Lap	Time of Day	Lap Tm	Diff	S1 Tm	S2 Tm	S3 Tm
(131) Lias Erbersdobler						
1	15:56:27.730	57.884	+5.927	18.585	18.996	20.303
2	15:57:22.840	55.110	+3.153	16.836	18.120	20.154
3	15:58:16.572	53.732	+1.775	16.376	17.701	19.655
4	15:59:10.967	54.395	+2.438	16.855	17.805	19.735
5	16:00:03.750	52.783	+0.826	16.086	17.270	19.427
6	16:00:56.818	53.068	+1.111	15.965	17.246	19.857
7	16:01:49.257	52.439	+0.482	15.946	17.223	19.270
8	16:02:41.833	52.576	+0.619	15.872	17.113	19.591
9	16:03:33.918	52.085	+0.128	15.818	17.077	19.190
10	16:04:25.875	51.957		15.807	16.955	19.195
11	16:05:18.093	52.218	+0.261	15.839	16.902	19.477
12	16:06:10.705	52.612	+0.655	15.943	17.359	19.310

Lap	Time of Day	Lap Tm	Diff	S1 Tm	S2 Tm	S3 Tm
(109) Jan Schwarzer						
1	15:56:26.988	56.916	+4.831	17.923	18.474	20.519
2	15:57:22.112	55.124	+3.039	16.938	18.103	20.083
3	15:58:16.457	54.345	+2.260	16.429	18.146	19.770
4	15:59:10.299	53.842	+1.757	16.615	17.635	19.592
5	16:00:03.294	52.995	+0.910	16.103	17.404	19.488
6	16:00:56.694	53.400	+1.315	15.980	17.404	20.016
7	16:01:49.644	52.950	+0.865	16.297	17.302	19.351
8	16:02:42.257	52.613	+0.528	15.871	17.141	19.601
9	16:03:35.064	52.807	+0.722	16.086	17.374	19.347
10	16:04:27.149	52.085		15.816	16.991	19.278
11	16:05:19.343	52.194	+0.109	15.761	17.176	19.257
12	16:06:11.471	52.128	+0.043	15.821	17.112	19.195

Lap	Time of Day	Lap Tm	Diff	S1 Tm	S2 Tm	S3 Tm
(185) Adrian Lorenz						
1	15:56:28.531	58.139	+6.054	18.699	19.057	20.383
2	15:57:23.914	55.383	+3.298	17.129	18.179	20.075
3	15:58:17.895	53.981	+1.896	16.411	17.895	19.675
4	15:59:12.028	54.133	+2.048	16.242	18.176	19.715
5	16:00:04.836	52.808	+0.723	16.050	17.232	19.526
6	16:00:57.418	52.582	+0.497	16.072	17.156	19.354
7	16:01:49.855	52.437	+0.352	15.955	17.164	19.318
8	16:02:42.385	52.530	+0.445	15.899	17.115	19.516
9	16:03:35.233	52.848	+0.763	16.169	17.348	19.331
10	16:04:27.469	52.236	+0.151	15.835	17.139	19.262
11	16:05:19.554	52.085		15.808	17.089	19.188
12	16:06:11.676	52.122	+0.037	15.830	17.023	19.269

Lap	Time of Day	Lap Tm	Diff	S1 Tm	S2 Tm	S3 Tm
(148) Ben Fritz						
1	15:56:28.067	57.784	+5.369	18.478	18.799	20.507
2	15:57:23.411	55.344	+2.929</			

ADAC Kartrennen Cheb

OK-N

Cheb 1,202 Km

Qualifying Heat 2

30.05.2026 15:50

Race (12 Laps) started at 15:55:29

Lap	Time of Day	Lap Tm	Diff	S1 Tm	S2 Tm	S3 Tm
7	16:01:53.032	52.526	+0.361	15.876	17.285	19.365
8	16:02:45.459	52.427	+0.262	16.019	17.154	19.254
9	16:03:37.671	52.212	+0.047	15.794	17.198	19.220
10	16:04:29.877	52.206	+0.041	15.753	17.164	19.289
11	16:05:22.042	52.165		15.757	17.135	19.273
12	16:06:14.227	52.185	+0.020	15.745	17.111	19.329

(125) Lionel Huenecke

1	15:56:28.167	57.803	+5.699	18.455	18.832	20.516
2	15:57:23.476	55.309	+3.205	17.170	18.049	20.090
3	15:58:17.532	54.056	+1.952	16.505	17.911	19.640
4	15:59:13.119	55.587	+3.483	16.312	18.640	20.635
5	16:00:07.634	54.515	+2.411	16.428	17.768	20.319
6	16:01:01.136	53.502	+1.398	16.635	17.470	19.397
7	16:01:53.844	52.708	+0.604	15.963	17.279	19.466
8	16:02:46.574	52.730	+0.626	16.026	17.196	19.508
9	16:03:39.321	52.747	+0.643	16.211	17.255	19.281
10	16:04:31.828	52.507	+0.403	15.887	17.111	19.509
11	16:05:23.935	52.107	+0.003	15.768	17.117	19.222
12	16:06:16.039	52.104		15.803	17.128	19.173

(120) Nikolas Simic

1	15:56:29.949	59.212	+6.792	19.408	19.094	20.710
2	15:57:26.592	56.643	+4.223	16.704	18.198	21.741
3	15:58:20.720	54.128	+1.708	16.808	17.686	19.634
4	15:59:14.074	53.354	+0.934	16.121	17.609	19.624
5	16:00:07.836	53.762	+1.342	16.133	17.336	20.293
6	16:01:00.907	53.071	+0.651	16.264	17.284	19.523
7	16:01:53.574	52.667	+0.247	16.019	17.255	19.393
8	16:02:46.473	52.899	+0.479	15.992	17.190	19.717
9	16:03:39.147	52.674	+0.254	16.184	17.134	19.356
10	16:04:32.355	53.208	+0.788	15.929	17.127	20.152
11	16:05:24.918	52.563	+0.143	15.950	17.150	19.463
12	16:06:17.338	52.420		15.931	17.066	19.423

(161) Lenn Abbas

1	15:56:27.315	57.159	+4.862	18.010	18.489	20.660
2	15:57:22.469	55.154	+2.857	16.941	17.952	20.261
3	15:58:16.379	53.910	+1.613	16.212	17.866	19.832
4	15:59:10.130	53.751	+1.454	16.372	17.750	19.629
5	16:00:03.089	52.959	+0.662	16.019	17.478	19.462
6	16:00:55.823	52.734	+0.437	15.956	17.355	19.423
7	16:01:48.502	52.679	+0.382	15.880	17.377	19.422
8	16:02:42.169	53.667	+1.370	15.909	17.710	20.048
9	16:03:35.529	53.360	+1.063	16.009	17.837	19.514
10	16:04:27.826	52.297		15.853	17.175	19.269
11	16:05:20.283	52.457	+0.160	15.751	17.116	19.590
12	16:06:12.593	52.310	+0.013	15.744	17.197	19.369

(107) Semir Velija

1	15:56:30.942	1:00.141	+8.122	19.527	19.405	21.209
2	15:57:26.732	55.790	+3.771	16.707	17.956	21.127
3	15:58:22.843	56.111	+4.092	17.254	18.688	20.169
4	15:59:16.808	53.965	+1.946	16.676	17.642	19.647
5	16:00:10.092	53.284	+1.265	16.246	17.462	19.576
6	16:01:02.950	52.858	+0.839	16.026	17.420	19.412
7	16:01:55.586	52.636	+0.617	16.087	17.245	19.304
8	16:02:48.112	52.526	+0.507	15.878	17.315	19.333
9	16:03:40.611	52.499	+0.480	15.949	17.231	19.319
10	16:04:33.684	53.073	+1.054	16.208	17.345	19.520
11	16:05:25.783	52.099	+0.080	15.836	17.026	19.237
12	16:06:17.802	52.019		15.743	17.049	19.227

(127) Marius Bonconseil

1	15:56:28.642	58.024	+5.867	18.745	18.953	20.326
2	15:57:24.329	55.687	+3.530	17.063	18.346	20.278
3	15:58:18.145	53.816	+1.659	16.323	17.657	19.836
4	15:59:13.057	54.912	+2.755	16.220	18.303	20.389
5	16:00:06.264	53.207	+1.050	16.317	17.377	19.513
6	16:00:59.043	52.779	+0.622	15.980	17.345	19.454
7	16:01:52.205	53.162	+1.005	16.239	17.322	19.601
8	16:02:44.603	52.398	+0.241	15.950	17.136	19.312
9	16:03:36.884	52.281	+0.124	15.871	17.131	19.279
10	16:04:29.349	52.465	+0.308	15.862	17.148	19.455

Lap	Time of Day	Lap Tm	Diff	S1 Tm	S2 Tm	S3 Tm
11	16:05:21.506	52.157		15.850	17.106	19.201
12	16:06:13.795	52.289	+0.132	15.851	17.129	19.309

(115) Julius Berthold

1	15:56:32.975	1:02.413	+10.100	18.874	21.623	21.916
2	15:57:27.870	54.895	+2.582	16.636	18.103	20.156
3	15:58:23.363	55.493	+3.180	16.967	18.235	20.291
4	15:59:17.089	53.726	+1.413	16.377	17.582	19.767
5	16:00:10.868	53.779	+1.466	16.359	17.683	19.737
6	16:01:04.254	53.386	+1.073	16.592	17.262	19.532
7	16:01:56.879	52.625	+0.312	15.953	17.257	19.415
8	16:02:49.428	52.549	+0.236	16.001	17.145	19.403
9	16:03:42.040	52.612	+0.299	16.058	17.263	19.291
10	16:04:34.353	52.313		15.981	17.015	19.317
11	16:05:27.121	52.768	+0.455	16.169	17.354	19.245
12	16:06:20.605	53.484	+1.171	15.840	17.888	19.756

(193) Tom Wickap

1	15:56:27.431	57.482	+4.103	18.524	18.412	20.546
2	15:57:23.002	55.571	+2.192	16.963	18.094	20.514
3	15:58:17.002	54.000	+0.621	16.526	17.772	19.702
4	15:59:11.378	54.376	+0.997	16.548	17.942	19.886
5	16:00:04.757	53.379		16.079	17.573	19.727
6	16:00:58.900	54.143	+0.764	16.298	17.549	20.296
7	16:01:52.902	54.002	+0.623	16.221	17.847	19.934
8	16:02:46.362	53.460	+0.081	16.259	17.525	19.676
9	16:03:40.545	54.183	+0.804	16.577	17.713	19.893
10	16:04:34.070	53.525	+0.146	16.162	17.395	19.968
11	16:05:28.573	54.503	+1.124	16.331	18.215	19.957
12	16:06:22.136	53.563	+0.184	16.134	17.472	19.957

(150) Emilio Bernd

1	15:56:31.346	59.943	+7.390	19.017	20.064	20.862
2	15:57:26.852	55.506	+2.953	16.574	17.983	20.949
3	15:58:22.991	56.139	+3.586	17.158	18.831	20.150
4	15:59:16.696	53.705	+1.152	16.303	17.650	19.752
5	16:00:10.948	54.252	+1.699	16.842	17.807	19.603
6	16:01:05.571	54.623	+2.070	16.630	18.372	19.621
7	16:01:58.990	53.419	+0.866	16.420	17.403	19.596
8	16:02:51.737	52.747	+0.194	16.038	17.175	19.534
9	16:03:44.316	52.579	+0.026	15.981	17.211	19.387
10	16:04:37.063	52.747	+0.194	16.000	17.289	19.458
11	16:05:29.646	52.583	+0.030	15.939	17.198	19.446
12	16:06:22.199	52.553		15.847	17.050	19.656

(123) Charlotte Tille

1	15:56:30.272	59.105	+6.396	18.709	19.677	20.719
2	15:57:30.054	59.782	+7.073	16.747	18.344	24.691
3	15:58:25.641	55.587	+2.878	17.074	18.354	20.159
4	15:59:19.399	53.758	+1.049	16.397	17.642	19.719
5	16:00:13.022	53.623	+0.914	16.505	17.538	19.580
6	16:01:06.308	53.286	+0.577	16.248	17.445	19.593
7	16:01:59.441	53.133	+0.424	16.123	17.436	19.574
8	16:02:52.713	53.272	+0.563	16.138	17.722	19.412
9	16:03:45.422	52.709		16.041	17.322	19.346
10	16:04:38.199	52.777	+0.068	16.016	17.258	19.503
11	16:05:31.192	52.993	+0.284	15.928	17.303	19.762
12	16:06:24.459	53.267	+0.558	16.103	17.591	19.573

(112) Henry Melchior

1	15:56:32.273	59.356	+6.666	18.370	19.856	21.130
2	15:57:27.431	55.158	+2.468	16.685	18.162	20.311
3	15:58:23.762	56.331	+3.641	17.388	18.973	19.970
4	15:59:17.571	53.809	+1.119	16.308	17.727	19.774
5	16:00:11.363	53.792	+1.102	16.234	17.816	19.742
6	16:01:05.868	54.505	+1.815	16.630	18.131	19.744
7	16:01:59.242	53.374	+0.684	16.282	17.349	19.743
8	16:02:52.990	53.748	+1.058	16.105	18.073	19.570
9	16:03:45.714	52.724	+0.034	15.963	17.263	19.498
10	16:04:38.913	53.199	+0.509	16.292	17.485	19.422
11	16:05:31.603	52.690		15.859	17.187	19.644
12	16:06:25.009	53.406	+0.716	15.981	17.670	19.755

ADAC Kartrennen Cheb

OK-N

Cheb 1,202 Km

Qualifying Heat 2

30.05.2026 15:50

Race (12 Laps) started at 15:55:29

Lap	Time of Day	Lap Tm	Diff	S1 Tm	S2 Tm	S3 Tm	Lap	Time of Day	Lap Tm	Diff	S1 Tm	S2 Tm	S3 Tm
[106] Maximilian Engelstaedter													
1	15:56:31.197	59.764	+6.793	19.289	19.227	21.248							
2	15:57:28.462	57.265	+4.294	17.408	19.231	20.626							
3	15:58:24.324	55.862	+2.891	16.816	18.937	20.109							
4	15:59:19.043	54.719	+1.748	16.424	18.417	19.878							
5	16:00:12.767	53.724	+0.753	16.344	17.568	19.812							
6	16:01:06.763	53.996	+1.025	16.736	17.449	19.811							
7	16:01:59.734	52.971		16.187	17.264	19.520							
8	16:02:53.323	53.589	+0.618	16.215	17.692	19.682							
9	16:03:46.361	53.038	+0.067	16.430	17.249	19.359							
10	16:04:39.495	53.134	+0.163	15.913	17.665	19.556							
11	16:05:32.678	53.183	+0.212	16.324	17.275	19.584							
12	16:06:25.740	53.062	+0.091	16.281	17.170	19.611							
[110] Jan Chytil													
1	15:56:29.403	58.936	+6.492	18.834	19.353	20.749							
2	15:57:26.652	57.249	+4.805	16.947	18.663	21.639							
3	15:58:26.727	100.075	+7.631			20.455							
4	15:59:20.598	53.871	+1.427	16.450	17.710	19.711							
5	16:00:15.094	54.496	+2.052	16.244	18.546	19.706							
6	16:01:08.062	52.968	+0.524	16.055	17.452	19.461							
7	16:02:00.784	52.722	+0.278	16.018	17.328	19.376							
8	16:02:53.455	52.671	+0.227	15.902	17.350	19.419							
9	16:03:45.899	52.444		15.944	17.174	19.326							
10	16:04:38.478	52.579	+0.135	15.962	17.348	19.269							
11	16:05:31.342	52.864	+0.420	15.814	17.266	19.784							
12	16:06:24.831	53.489	+1.045	16.055	17.692	19.742							
[145] Jan Waibel													
1	15:56:31.508	58.517	+4.053	18.043	19.355	21.119							
2	15:57:26.971	55.463	+0.999	17.140	17.965	20.358							
3	15:58:23.628	56.657	+2.193	17.468	19.149	20.040							
4	15:59:18.092	54.464		16.584	17.935	19.945							
[113] Mia Deuschle													
1	15:56:33.128	101.411	+7.036	19.179	20.313	21.919							
2	15:57:28.584	55.456	+1.081	16.811	18.135	20.510							
3	15:58:24.787	56.203	+1.828	16.886	19.182	20.135							
4	15:59:19.162	54.375		16.368	18.126	19.881							
[199] Linus Koch													
1	15:56:31.724	59.965	+5.700	19.391	19.546	21.028							
2	15:57:27.284	55.560	+1.295	17.083	18.157	20.320							
3	15:58:25.491	58.207	+3.942	18.153	19.742	20.312							
4	15:59:19.756	54.265		16.710	17.779	19.776							
[119] Conor McPolin													
1	15:56:29.779	58.910	+5.184	19.101	19.107	20.702							
2	15:57:26.244	56.465	+2.739	16.706	18.040	21.719							
3	15:58:24.552	58.308	+4.582	18.837	19.476	19.995							
4	15:59:18.278	53.726		16.361	17.715	19.650							
[184] Sebastian Verger Morell													
1	15:56:28.443	58.129		18.654	19.081	20.394							



ADAC Kartrennen Cheb

OK-N / Qualifying Heat 2 Rev 1

Track: Cheb - 1.202 km

Race Started: 15:55:29

Best Lap by: 117 - Ben Goetz - 51.724

Rank	#	Driver	Nat	Sponsor Competitor	Nat	Driver-License Com-Licence	Equipment	laps	T. Time Diff	Best Lap	Penalty	Points
1	7	136 Leonard Frey	DEU	ADAC Niedersachsen/Sachsen Anhalt e.V. Ebert Motorsport	DEU	65652 66061	Kosmic /TM/VEGA	12	10:36.960	51.902		50
2	1	117 Ben Goetz	DEU	Ebert Motorsport	DEU	63781 66061	LN /TM/VEGA	12	10:37.566 0.606	51.724		44
3	-1	114 Jakob Kamenik	CZE	Lanari Racing Team	DEU	26AS0204 66815	KR /IAME/VEGA	12	10:38.282 1.322	51.806		41
4	-3	121 Martina Rumlenova	CZE	MVM Racing	CZE	26AS0141 26AT00471	KR IAME/IAME/VEGA	12	10:39.877 2.917	51.918		38
5	1	133 Rick Nadin	LUX	Ebert Motorsport	DEU	K083 66061	OTK /TM/VEGA	12	10:40.703 3.743	52.231		36
6	-2	111 Constantin Papst	DEU	TB Racing Team	DEU	65409 38262	KR /IAME/VEGA	12	10:40.891 3.931	52.087		34
7	-2	131 Lias Erbersdobler	DEU	Doerr Motorsport	DEU	65417 65122	KR /IAME/VEGA	12	10:41.043 4.083	51.957		32
8	2	109 Jan Schwarzer	DEU	Michael Johann Bitterbier	DEU	63518 64989	CRG /TM/VEGA	12	10:41.809 4.849	52.085		30
9	5	185 Adrian Lorenz	DEU	CV Performance Group X.JP Motorsport	DEU	16728 38321	KR /IAME/VEGA	12	10:42.014 5.054	52.085		28
10	3	148 Ben Fritz	DEU	Arena E Team	DEU	66153 66518	IPK /TM/VEGA	12	10:43.931 6.971	52.415		27
11	-2	155 Maxim Becker	DEU	C4-Racing	DEU	66651 39182	Kosmic /TM/VEGA	12	10:44.565 7.605	52.165		26
12	3	125 Lionel Huenecke	DEU	Arena E Team	DEU	65672 66518	IPK /TM/VEGA	12	10:46.377 9.417	52.104		25
13	6	120 Nikolas Simic	DEU	Lanari Racing Team	DEU	48512 66815	KR /IAME/VEGA	12	10:47.676 10.716	52.420		24
14	-3	161 Lenn Abbas	DEU	Nees Racing	DEU	67105 67287	CS55 /TM/VEGA	12	10:47.931 10.971	52.297	+ 5 sec	23
15	5	107 Semir Velija	DEU	Lanari Racing Team	DEU	26111 66815	KR /IAME/VEGA	12	10:48.140 11.180	52.019		22
16	2	127 Marius Bonconseil	DEU	Scuderia Avus e.V (ADAC) Ebert Motorsport	DEU	52461 66061	OTK /TM/VEGA	12	10:49.133 12.173	52.157	+ 5 sec	21
17	0	115 Julius Berthold	DEU	Doerr Motorsport	DEU	51237 65122	KR /IAME/VEGA	12	10:50.943 13.983	52.313		20
18	4	150 Emilio Bernd	DEU	VM Energy Corse Germany	DEU	67873 69100	Energy Corse /IAME/VEGA	12	10:52.537 15.577	52.553		19
19	4	123 Charlotte Tille	DEU	MAD Performance	DEU	63099 65514	Redspeed /TM /VEGA	12	10:54.797 17.837	52.709		18
20	6	112 Henry Melchior	DEU	Nees Racing	DEU	66264 67287	Redspeed /TM/VEGA	12	10:55.347 18.387	52.690		17
21	6	116 Johannes Mussotter	DEU	Mach1 Motorsport	DEU	63805 68123	Mach1 /TM/VEGA	12	10:56.078 19.118	52.971		16
22	-6	106 Maximilian Engelstaedter	DEU	Doerr Motorsport	DEU	49258 65122	KR /IAME/VEGA	12	11:00.169 23.209	52.444	+ 5 sec	15
23	2	110 Jan Chytil	CZE	Ivo Chytil	CZE	26AS0510 26AT01031	Exprit /TM/VEGA	12	11:00.514 23.554	52.917	+ 5 sec	14
24	4	145 Jan Waibel	DEU	Mach1 Motorsport	DEU	12495 66429	Mach1 /TM/VEGA	4	3:48.430 8 Laps	54.464		13
25	4	113 Mia Deuschle	DEU	Mach1 Motorsport	DEU	65984 66429	Mach1 /TM/VEGA	4	3:49.500 8 Laps	54.375		12
26	-2	199 Linus Koch	DEU	PAROLIN Deutschland/MSR Motorsport/WST	DEU	61226 69350	Parolin /TM/VEGA	4	3:50.094 8 Laps	54.265		11
27	-6	119 Conor McPolin	IRL	MAD Performance	DEU	244583 65514	OTK /TM/VEGA	4	3:53.616 8 Laps	53.726	+ 5 sec	10
28	-16	184 Sebastian Verger Morell	ESP	CV Performance Group X.JP Motorsport	DEU	000169-ESP 38321	KR /IAME/VEGA	1	58.781 11 Laps	58.129		9

Not classified

DSQ	193	Tom Wickop	DEU	Doerr Motorsport	DEU	70363 65122	KR /IAME/VEGA	12	DSQ	53.379		4
-----	-----	------------	-----	------------------	-----	-------------	---------------	----	-----	--------	--	---

Announcements

#106,110,119,127,161 time penalty 5 sec. (front fairing)

#193 disqualification (Steward)

Timekeeper
M.RiehmersRace Director
K.Meinhardt

Page 1/1

These results are provisional until the conclusion of any judicial and technical matters!

K-15652/26

Printed: 30.05.2026 / 17:09

DKM Round 1

OK-N Cheb (CZE)

Ranking after Heats

Pos. No.	Firstname	Lastname	Nat.		Nat.		Sponsor	Total points			Heat 1	Heat 2	
			Dri	Entrant	Ent	Make		QP	PTS	Diff.			
1	121	Martina	Rumlenova	CZE	MVM Racing	CZE	KR /IAME/VEGA	1	88		50	38	
2	136	Leonard	Frey	DEU	Ebert Motorsport	DEU	Kosmic /TM/VEGA	ADAC Niedersachsen/Sachsen Anhalt e.V.	8	88	0	38	50
3	114	Jakub	Kamenik	CZE	Lanari Racing Team	DEU	KR /IAME/VEGA		2	85	3	44	41
4	117	Ben	Goetz	DEU	Ebert Motorsport	DEU	LN /TM/VEGA		3	80	8	36	44
5	133	Rick	Nadin	LUX	Ebert Motorsport	DEU	OTK /TM/VEGA		6	77	11	41	36
6	111	Constantin	Papst	DEU	TB Racing Team	DEU	KR /IAME/VEGA		4	66	22	32	34
7	131	Lias	Erbersdobler	DEU	Doerr Motorsport	DEU	KR /IAME/VEGA		5	66	22	34	32
8	109	Jan	Schwarzer	DEU	Michael Johann Bitterbier	DEU	CRG /TM/VEGA		10	58	30	28	30
9	185	Adrian	Lorenz	DEU	CV Performance Group X JP Motorsport	DEU	KR /IAME/VEGA		14	58	30	30	28
10	155	Maxim	Becker	DEU	C4-Racing	DEU	Kosmic /TM/VEGA		9	51	37	25	26
11	125	Lionel	Huenecke	DEU	Arena E Team	DEU	IPK /TM/VEGA		15	49	39	24	25
12	120	Nikolas	Simic	DEU	Lanari Racing Team	DEU	KR /IAME/VEGA		19	46	42	22	24
13	107	Semir	Velija	DEU	Lanari Racing Team	DEU	KR /IAME/VEGA		20	45	43	23	22
14	115	Julius	Berthold	DEU	Doerr Motorsport	DEU	KR /IAME/VEGA		17	41	47	21	20
15	127	Marius	Bonconseil	DEU	Ebert Motorsport	DEU	OTK /TM/VEGA	Scuderia Avus e.V (ADAC)	18	41	47	20	21
16	148	Ben	Fritz	DEU	Arena E Team	DEU	IPK /TM/VEGA		13	38	50	11	27
17	150	Emilio	Bernd	DEU	VM Energy Corse Germany	DEU	Energy Corse /IAME/VEGA		22	38	50	19	19
18	119	Conor	McPolin	IRL	MAD Performance	DEU	OTK /TM/VEGA		21	37	51	27	10
19	106	Maximilian	Engelstaedter	DEU	Doerr Motorsport	DEU	KR /IAME/VEGA		16	33	55	18	15
20	123	Charlotte	Tille	DEU	MAD Performance	DEU	Redspeed /TM /VEGA		23	32	56	14	18
21	110	Jan	Chytil	CZE	Ivo Chytil	CZE	Expriit /TM/VEGA		25	31	57	17	14
22	193	Tom	Wickop	DEU	Doerr Motorsport	DEU	KR /IAME/VEGA		7	30	58	26	4
23	116	Johannes	Mussotter	DEU	Mach1 Motorsport	DEU	Mach1 /TM/VEGA		27	29	59	13	16
24	145	Jan	Waibel	DEU	Mach1 Motorsport	DEU	Mach1 /TM/VEGA		28	29	59	16	13
25	161	Lenn	Abbas	DEU	Nees Racing	DEU	CS55 /TM/VEGA		11	27	61	4	23
26	199	Linus	Koch	DEU	PAROLIN Deutschland/MSR Motorsport/WST	DEU	Parolin /TM/VEGA		24	26	62	15	11
27	112	Henry	Melchior	DEU	Nees Racing	DEU	Redspeed /TM/VEGA		26	26	62	9	17
28	113	Mia	Deuschle	DEU	Mach1 Motorsport	DEU	Mach1 /TM/VEGA		29	24	64	12	12
29	184	Sebastian	Verger Morell	ESP	CV Performance Group X JP Motorsport	DEU	KR /IAME/VEGA		12	19	69	10	9

Announcements: These results are provisional until the conclusion of any judicial and technical matters

Racedirector Kevin Meinhardt:

Timekeeping Monika Riehmers:

Printed: 30.05.2026 17:29

Posted at: h

ADAC Kartrennen Cheb

OK-N

Cheb 1,202 Km

Super Heat

31.05.2026 09:40


Race (15 Laps)

113 Mia Deuschle	28
199 Linus Koch	26
145 Jan Waibel	24
193 Tom Wickop	22
123 Charlotte Tille	20
119 Conor McPolin	18
148 Ben Fritz	16
115 Julius Berthold	14
120 Nikolas Simic	12
155 Maxim Becker	10
109 Jan Schwarzer	8
111 Constantin Papst	6
117 Ben Goetz	4
136 Leonard Frey	2

112 Henry Melchior	27
161 Lenn Abbas	25
116 Johannes Mussotter	23
110 Jan Chytil	21
106 Maximilian Engelstaedter	19
150 Emilio Bernd	17
127 Marius Bonconseil	15
107 Semir Velija	13
125 Lionel Huenecke	11
185 Adrian Lorenz	9
131 Lias Erbersdobler	7
133 Rick Nadin	5
114 Jakub Kamenik	3
121 Martina Rumlenova	1

14
13
12
11
10
9
8
7
6
5
4
3
2
1

POLE POSITION



ADAC Kartrennen Cheb

OK-N

Cheb 1,202 Km


Super Heat

31.05.2026 09:40

Race (15 Laps)

184 Sebastian Verger Morell
29

15



Orbits

ADAC Kartrennen Cheb

OK-N / Warm Up Super Heat

Track: Cheb - 1.202 km

Session Started: 8:30:00

Best Lap by: 106 - Maximilian Engelstaedter - 52.315

Rank	#	Driver	Nat	Sponsor Competitor	Nat	Driver-License Com-Licence	Equipment	laps	Best Lap	Diff	In Lap	Penalty
1	106	Maximilian Engelstaedter	DEU	Doerr Motorsport	DEU	49258 65122	KR /IAME/VEGA	7	52.315		7	
2	114	Jakub Kamenik	CZE	Lanari Racing Team	DEU	26AS0204 66815	KR /IAME/VEGA	6	52.389	0.074	6	
3	119	Conor McPolin	IRL	MAD Performance	DEU	244583 65514	OTK /TM/VEGA	7	52.443	0.128	7	
4	184	Sebastian Verger Morell	ESP	CV Performance Group X JP Motorsport	DEU	000169-ESP 38321	KR /IAME/VEGA	7	52.504	0.189	7	
5	121	Martina Rumlenova	CZE	MVM Racing	CZE	26AS0141 26AT00471	KR IAME/IAME/VEGA	6	52.517	0.202	6	
6	131	Lias Erbersdobler	DEU	Doerr Motorsport	DEU	65417 65122	KR /IAME/VEGA	6	52.518	0.203	6	
7	161	Lenn Abbas	DEU	Nees Racing	DEU	67105 67287	CS55 /TM/VEGA	6	52.526	0.211	6	
8	117	Ben Goetz	DEU	Ebert Motorsport	DEU	63781 66061	LN /TM/VEGA	7	52.531	0.216	7	
9	133	Rick Nadin	LUX	Ebert Motorsport	DEU	K083 66061	OTK /TM/VEGA	7	52.541	0.226	7	
10	111	Constantin Papst	DEU	TB Racing Team	DEU	65409 38262	KR /IAME/VEGA	7	52.559	0.244	7	
11	185	Adrian Lorenz	DEU	CV Performance Group X JP Motorsport	DEU	16728 38321	KR /IAME/VEGA	7	52.566	0.251	7	
12	127	Marius Bonconseil	DEU	Scuderia Avus e.V (ADAC) Ebert Motorsport	DEU	52461 66061	OTK /TM/VEGA	7	52.571	0.256	7	
13	193	Tom Wickop	DEU	Doerr Motorsport	DEU	70363 65122	KR /IAME/VEGA	6	52.598	0.283	6	
14	148	Ben Fritz	DEU	Arena E Team	DEU	66153 66518	IPK /TM/VEGA	7	52.622	0.307	7	
15	150	Emilio Bernd	DEU	VM Energy Corse Germany	DEU	67873 69100	Energy Corse /IAME/VEGA	7	52.650	0.335	7	
16	115	Julius Berthold	DEU	Doerr Motorsport	DEU	51237 65122	KR /IAME/VEGA	6	52.734	0.419	6	
17	136	Leonard Frey	DEU	ADAC Niedersachsen/Sachsen Anhalt e.V. Ebert Motorsport	DEU	65652 66061	Kosmic /TM/VEGA	7	52.786	0.471	6	
18	107	Semir Velija	DEU	Lanari Racing Team	DEU	26111 66815	KR /IAME/VEGA	7	52.826	0.511	7	
19	155	Maxim Becker	DEU	C4-Racing	DEU	66651 39182	Kosmic /TM/VEGA	7	52.828	0.513	7	
20	120	Nikolas Simic	DEU	Lanari Racing Team	DEU	48512 66815	KR /IAME/VEGA	7	52.834	0.519	7	
21	109	Jan Schwarzer	DEU	Michael Johann Bitterbier	DEU	63518 64989	CRG /TM/VEGA	7	53.184	0.869	6	
22	199	Linus Koch	DEU	PAROLIN Deutschland/MSR Motorsport/WST	DEU	61226 69350	Parolin /TM/VEGA	7	53.206	0.891	7	
23	145	Jan Waibel	DEU	Mach1 Motorsport	DEU	12495 66429	Mach1 /TM/VEGA	7	53.267	0.952	7	
24	123	Charlotte Tille	DEU	MAD Performance	DEU	63099 65514	Redspeed /TM /VEGA	6	53.283	0.968	6	
25	110	Jan Chytil	CZE	Ivo Chytil	CZE	26AS0510 26AT01031	Exprit /TM/VEGA	7	53.308	0.993	6	
26	116	Johannes Mussotter	DEU	Mach1 Motorsport	DEU	63805 68123	Mach1 /TM/VEGA	7	53.388	1.073	6	
27	112	Henry Melchior	DEU	Nees Racing	DEU	66264 67287	Redspeed /TM/VEGA	6	53.716	1.401	6	
28	113	Mia Deuschle	DEU	Mach1 Motorsport	DEU	65984 66429	Mach1 /TM/VEGA	6	54.368	2.053	6	
29	125	Lionel Huenecke	DEU	Arena E Team	DEU	65672 66518	IPK /TM/VEGA	0			0	

 Timekeeper
M.Riehmers

 Race Director
K.Meinhardt

Page 1/1

These results are provisional until the conclusion of any judicial and technical matters!

K-15652/26

Printed: 31.05.2026 / 08:37

ADAC Kartrennen Cheb

OK-N

Cheb 1,202 Km

Warm Up Super Heat

31.05.2026 08:30

Practice (6:00 Time) started at 8:30:00

Lap	Time of Day	Lap Tm	Diff	S1 Tm	S2 Tm	S3 Tm
(106) Maximilian Engelstaedter						
1	8:31:18.067	1:03.067	+10.752	22.067	19.649	21.351
2	8:32:13.495	55.428	+3.113	17.001	18.129	20.298
3	8:33:07.563	54.068	+1.753	16.499	17.795	19.774
4	8:34:00.935	53.372	+1.057	16.281	17.527	19.564
5	8:34:53.743	52.808	+0.493	16.157	17.283	19.368
6	8:35:46.372	52.629	+0.314	16.016	17.299	19.314
7	8:36:38.687	52.315		15.886	17.142	19.287

Lap	Time of Day	Lap Tm	Diff	S1 Tm	S2 Tm	S3 Tm
(114) Jakub Kamenik						
1	8:31:32.157	1:01.990	+9.601	20.854	19.853	21.283
2	8:32:27.988	55.831	+3.442	17.069	18.004	20.758
3	8:33:21.836	53.848	+1.459	16.454	17.503	19.891
4	8:34:15.063	53.227	+0.838	16.167	17.369	19.691
5	8:35:08.297	53.234	+0.845	16.441	17.315	19.478
6	8:36:00.686	52.389		15.877	17.250	19.262

Lap	Time of Day	Lap Tm	Diff	S1 Tm	S2 Tm	S3 Tm
(119) Conor McPolin						
1	8:31:19.142	1:01.442	+8.999	20.460	19.591	21.391
2	8:32:14.460	55.318	+2.875	17.014	18.193	20.111
3	8:33:08.474	54.014	+1.571	16.546	17.703	19.765
4	8:34:02.138	53.664	+1.221	16.593	17.559	19.512
5	8:34:55.076	52.938	+0.495	16.198	17.316	19.424
6	8:35:47.625	52.549	+0.106	16.077	17.190	19.282
7	8:36:40.068	52.443		16.007	17.120	19.316

Lap	Time of Day	Lap Tm	Diff	S1 Tm	S2 Tm	S3 Tm
(184) Sebastian Verger Morell						
1	8:31:14.371	1:02.798	+10.294	21.451	19.680	21.667
2	8:32:10.738	56.367	+3.863	17.560	18.153	20.654
3	8:33:05.952	55.214	+2.710	16.745	17.805	20.664
4	8:34:00.835	54.883	+2.379	16.720	18.110	20.053
5	8:34:54.492	53.657	+1.153	16.514	17.502	19.641
6	8:35:47.354	52.862	+0.358	16.121	17.275	19.466
7	8:36:39.858	52.504		15.871	17.209	19.424

Lap	Time of Day	Lap Tm	Diff	S1 Tm	S2 Tm	S3 Tm
(121) Martina Rumlenova						
1	8:31:53.095	58.442	+5.925	19.876	18.411	20.155
2	8:32:46.811	53.716	+1.199	16.543	17.577	19.596
3	8:33:39.859	53.048	+0.531	16.193	17.316	19.539
4	8:34:32.745	52.886	+0.369	16.092	17.317	19.477
5	8:35:25.315	52.570	+0.053	16.018	17.231	19.321
6	8:36:17.832	52.517		15.946	17.230	19.341

Lap	Time of Day	Lap Tm	Diff	S1 Tm	S2 Tm	S3 Tm
(131) Lias Erbersdobler						
1	8:31:33.013	1:03.925	+11.407	20.775	21.479	21.671
2	8:32:28.767	55.754	+3.236	17.326	18.116	20.312
3	8:33:22.635	53.868	+1.350	16.519	17.629	19.720
4	8:34:16.202	53.567	+1.049	16.313	17.551	19.703
5	8:35:09.144	52.942	+0.424	16.225	17.288	19.429
6	8:36:01.662	52.518		15.978	17.226	19.314

Lap	Time of Day	Lap Tm	Diff	S1 Tm	S2 Tm	S3 Tm
(161) Lenn Abbas						
1	8:31:24.167	59.275	+6.749	19.705	18.680	20.890
2	8:32:23.165	58.998	+6.472	17.347	21.008	20.643
3	8:33:16.860	53.695	+1.169	16.487	17.400	19.808
4	8:34:10.557	53.697	+1.171	16.258	17.362	20.077
5	8:35:03.667	53.110	+0.584	16.419	17.274	19.417
6	8:35:56.193	52.526		15.898	17.181	19.447

Lap	Time of Day	Lap Tm	Diff	S1 Tm	S2 Tm	S3 Tm
(117) Ben Goetz						
1	8:31:11.835	1:00.837	+8.306	20.732	18.927	21.178
2	8:32:07.394	55.559	+3.028	17.182	18.105	20.272
3	8:33:01.557	54.163	+1.632	16.540	17.707	19.916
4	8:33:54.993	53.436	+0.905	16.298	17.476	19.662
5	8:34:47.967	52.974	+0.443	16.106	17.271	19.597
6	8:35:40.754	52.787	+0.256	15.996	17.207	19.584
7	8:36:33.285	52.531		16.005	17.178	19.348

Lap	Time of Day	Lap Tm	Diff	S1 Tm	S2 Tm	S3 Tm
(133) Rick Nadin						
1	8:31:15.979	1:02.734	+10.193	22.231	19.151	21.352
2	8:32:11.418	55.439	+2.898	17.255	18.097	20.087
3	8:33:06.215	54.797	+2.256	16.570	18.193	20.034
4	8:34:00.150	53.935	+1.394	16.568	17.719	19.648

Lap	Time of Day	Lap Tm	Diff	S1 Tm	S2 Tm	S3 Tm
5	8:34:53.061	52.911	+0.370	16.087	17.288	19.536
6	8:35:45.786	52.725	+0.184	16.039	17.193	19.493
7	8:36:38.327	52.541		16.011	17.164	19.366

Lap	Time of Day	Lap Tm	Diff	S1 Tm	S2 Tm	S3 Tm
(111) Constantin Papst						
1	8:31:15.663	1:02.314	+9.755	21.833	18.906	21.575
2	8:32:10.962	55.299	+2.740	17.372	17.853	20.074
3	8:33:05.581	54.619	+2.060	16.770	17.624	20.225
4	8:33:59.029	53.448	+0.889	16.542	17.310	19.596
5	8:34:52.022	52.993	+0.434	16.179	17.336	19.478
6	8:35:45.093	53.071	+0.512	16.484	17.112	19.475
7	8:36:37.652	52.559		16.176	17.052	19.331

Lap	Time of Day	Lap Tm	Diff	S1 Tm	S2 Tm	S3 Tm
(185) Adrian Lorenz						
1	8:31:16.643	1:02.408	+9.842	21.907	19.417	21.084
2	8:32:11.620	54.977	+2.411	16.890	18.014	20.073
3	8:33:06.043	54.423	+1.857	16.499	17.832	20.092
4	8:33:59.388	53.345	+0.779	16.445	17.342	19.558
5	8:34:52.216	52.828	+0.262	16.077	17.292	19.459
6	8:35:44.934	52.718	+0.152	16.076	17.168	19.474
7	8:36:37.500	52.566		15.959	17.199	19.408

Lap	Time of Day	Lap Tm	Diff	S1 Tm	S2 Tm	S3 Tm
(127) Marius Bonconseil						
1	8:31:19.650	1:02.398	+9.827	20.771	20.475	21.152
2	8:32:19.699	1:00.049	+7.478	16.853	19.222	23.974
3	8:33:13.915	54.216	+1.645	16.626	17.538	20.052
4	8:34:07.179	53.264	+0.693	16.188	17.240	19.836
5	8:35:01.680	54.501	+1.930	17.854	17.211	19.436
6	8:35:54.469	52.789	+0.218	16.011	17.286	19.492
7	8:36:47.040	52.571		15.970	17.258	19.343

Lap	Time of Day	Lap Tm	Diff	S1 Tm	S2 Tm	S3 Tm
(193) Tom Wickop						
1	8:31:26.536	1:03.328	+10.730	19.606	18.650	25.072
2	8:32:28.228	1:01.692	+9.094	20.527	19.086	22.079
3	8:33:22.548	54.320	+1.722	16.744	17.590	19.986
4	8:34:16.295	53.747	+1.149	16.567	17.551	19.629
5	8:35:09.369	53.074	+0.476	16.243	17.315	19.516
6	8:36:01.967	52.598		16.123	17.172	19.303

Lap	Time of Day	Lap Tm	Diff	S1 Tm	S2 Tm	S3 Tm
(148) Ben Fritz						
1	8:31:13.575	1:01.324	+8.702	20.951	19.312	21.061
2	8:32:09.254	55.679	+3.057	17.652	17.986	20.041
3	8:33:03.477	54.223	+1.601	16.695	17.653	19.875
4	8:33:56.891	53.414	+0.792	16.426	17.396	19.592
5	8:34:49.933	53.042	+0.420	16.283	17.261	19.498
6	8:35:42.707	52.774	+0.152	16.175	17.207	19.392
7	8:36:35.329	52.622		16.111	17.180	19.331

Lap	Time of Day	Lap Tm	Diff	S1 Tm	S2 Tm	S3 Tm
(150) Emilio Bernd						
1	8:31:23.509	59.698	+7.048	20.251	18.897	20.550
2	8:32:18.383	54.874	+2.224	16.738	17.740	20.396
3	8:33:12.451	54.068	+1.418	16.641	17.634	19.793
4	8:34:06.194	53.743	+1.093	16.161	17.489	20.093
5	8:34:59.240	53.046	+0.396	16.176	17.377	19.493
6	8:35:52.114	52.874	+0.224	16.075	17.303	19.496
7	8:36:44.764	52.650		16.047	17.204	19.399

Lap	Time of Day	Lap Tm	Diff	S1 Tm	S2 Tm	S3 Tm
(115) Julius Berthold						
1	8:31:31.177	1:04.590	+11.856	21.417	20.160	

ADAC Kartrennen Cheb

OK-N

Cheb 1,202 Km

Warm Up Super Heat

31.05.2026 08:30

Practice (6:00 Time) started at 8:30:00

Lap	Time of Day	Lap Tm	Diff	S1 Tm	S2 Tm	S3 Tm
(107) Semir Velija						
1	8:31:18.269	1:07.598	+14.772	25.878	19.613	22.107
2	8:32:14.674	56.405	+3.579	17.267	18.384	20.754
3	8:33:09.842	55.168	+2.342	17.212	17.776	20.180
4	8:34:04.529	54.687	+1.861	16.484	18.342	19.861
5	8:34:57.587	53.058	+0.232	16.145	17.293	19.620
6	8:35:50.572	52.985	+0.159	16.186	17.265	19.534
7	8:36:43.398	52.826		16.052	17.371	19.403

Lap	Time of Day	Lap Tm	Diff	S1 Tm	S2 Tm	S3 Tm
(155) Maxim Becker						
1	8:31:18.597	1:03.963	+11.135	22.247	20.433	21.283
2	8:32:14.805	56.208	+3.380	17.233	18.808	20.167
3	8:33:09.191	54.386	+1.558	16.626	17.706	20.054
4	8:34:04.263	55.072	+2.244	16.334	18.863	19.875
5	8:34:57.376	53.113	+0.285	16.142	17.370	19.601
6	8:35:50.470	53.094	+0.266	16.112	17.457	19.525
7	8:36:43.298	52.823		15.962	17.418	19.448

Lap	Time of Day	Lap Tm	Diff	S1 Tm	S2 Tm	S3 Tm
(120) Nikolas Simic						
1	8:31:10.020	59.577	+6.743	19.647	18.748	21.182
2	8:32:06.050	56.030	+3.196	17.349	18.212	20.469
3	8:33:00.345	54.295	+1.461	16.662	17.685	19.948
4	8:33:54.176	53.831	+0.997	16.446	17.550	19.835
5	8:34:47.328	53.152	+0.318	16.173	17.355	19.624
6	8:35:41.348	54.020	+1.186	17.152	17.276	19.592
7	8:36:34.182	52.834		16.105	17.189	19.540

Lap	Time of Day	Lap Tm	Diff	S1 Tm	S2 Tm	S3 Tm
(109) Jan Schwarzer						
1	8:31:17.254	1:03.668	+10.484	22.347	20.090	21.231
2	8:32:13.771	56.517	+3.333	17.422	18.450	20.645
3	8:33:09.676	55.905	+2.721	16.951	18.357	20.597
4	8:34:07.020	57.344	+4.160	16.466	18.752	22.126
5	8:35:00.954	53.934	+0.750	16.345	17.666	19.923
6	8:35:54.138	53.184		16.231	17.466	19.487
7	8:36:47.421	53.283	+0.099	16.106	17.742	19.435

Lap	Time of Day	Lap Tm	Diff	S1 Tm	S2 Tm	S3 Tm
(199) Linus Koch						
1	8:31:20.918	1:01.899	+8.693	21.231	19.139	21.529
2	8:32:16.650	55.792	+2.526	17.394	17.935	20.403
3	8:33:10.763	54.113	+0.907	16.639	17.636	19.838
4	8:34:06.641	55.878	+2.672	16.265	18.184	21.429
5	8:35:00.169	53.528	+0.322	16.229	17.603	19.696
6	8:35:53.749	53.580	+0.374	16.140	17.537	19.903
7	8:36:46.955	53.206		16.133	17.480	19.593

Lap	Time of Day	Lap Tm	Diff	S1 Tm	S2 Tm	S3 Tm
(145) Jan Waibel						
1	8:31:22.044	59.297	+6.030	19.564	18.631	21.102
2	8:32:17.483	55.439	+2.172	16.921	18.172	20.346
3	8:33:11.833	54.360	+1.083	16.557	17.856	19.937
4	8:34:06.098	54.265	+0.998	16.261	17.706	20.298
5	8:34:59.993	53.895	+0.628	16.476	17.671	19.748
6	8:35:53.670	53.577	+0.310	16.131	17.544	19.902
7	8:36:46.837	53.267		16.132	17.484	19.651

Lap	Time of Day	Lap Tm	Diff	S1 Tm	S2 Tm	S3 Tm
(123) Charlotte Tille						
1	8:31:21.511	1:01.583	+8.300	21.110	19.481	20.992
2	8:32:18.300	56.789	+3.506	17.160	18.652	20.977
3	8:33:14.171	55.871	+2.588	17.607	17.854	20.410
4	8:34:07.917	53.746	+0.463	16.367	17.592	19.787
5	8:35:01.474	53.557	+0.274	16.471	17.332	19.754
6	8:35:54.757	53.283		15.998	17.385	19.900

Lap	Time of Day	Lap Tm	Diff	S1 Tm	S2 Tm	S3 Tm
(110) Jan Chytil						
1	8:31:18.737	1:02.326	+9.018	21.143	19.903	21.280
2	8:32:14.895	56.168	+2.850	17.235	18.812	20.111
3	8:33:09.377	54.482	+1.174	16.649	17.784	20.049
4	8:34:05.055	55.678	+2.370	16.243	18.933	20.502
5	8:34:58.710	53.655	+0.347	16.216	17.661	19.778
6	8:35:52.018	53.303		16.103	17.432	19.773
7	8:36:45.331	53.313	+0.005	16.335	17.408	19.570

Lap	Time of Day	Lap Tm	Diff	S1 Tm	S2 Tm	S3 Tm
(116) Johannes Musstotter						
1	8:31:15.464	1:04.238	+10.850	22.518	19.874	21.846
2	8:32:12.718	57.254	+3.866	17.378	19.216	20.660

Lap	Time of Day	Lap Tm	Diff	S1 Tm	S2 Tm	S3 Tm
(112) Henry Melchior						
3	8:33:08.283	55.565	+2.177	17.081	18.324	20.160
4	8:34:11.305	1:03.022	+9.634	16.570	24.469	21.983
5	8:35:05.719	54.414	+1.026	16.741	17.761	19.912
6	8:35:59.107	53.388		16.331	17.494	19.563
7	8:36:52.531	53.424	+0.036	16.284	17.531	19.609

Lap	Time of Day	Lap Tm	Diff	S1 Tm	S2 Tm	S3 Tm
(112) Henry Melchior						
1	8:31:21.748	59.570	+5.854	19.493	19.014	21.063
2	8:32:26.994	1:05.246	+11.530	17.414	18.347	29.485
3	8:33:22.196	55.202	+1.486	16.887	17.992	20.323
4	8:34:16.948	54.752	+1.036	16.392	18.435	19.925
5	8:35:12.062	55.114	+1.398	16.803	17.689	20.622
6	8:36:05.778	53.716		16.245	17.647	19.824

Lap	Time of Day	Lap Tm	Diff	S1 Tm	S2 Tm	S3 Tm
(113) Mia Deuschle						
1	8:31:27.199	1:02.711	+8.343	20.945	19.545	22.221
2	8:32:25.006	57.807	+3.439	18.030	18.739	21.038
3	8:33:20.293	55.287	+0.919	17.028	18.010	20.249
4	8:34:14.998	54.705	+0.337	16.814	17.882	20.009
5	8:35:12.493	57.495	+3.127	18.030	17.689	21.776
6	8:36:06.861	54.368		16.557	17.659	20.152

ADAC Kartrennen Cheb

OK-N / Super Heat

Track: Cheb - 1.202 km

Race Started: 9:45:19

Best Lap by: 131 - Lias Erbersdobler - 51.438

Rank	#	Driver	Nat	Sponsor Competitor	Nat	Driver-License Com-Licence	Equipment	laps	T. Time Diff	Best Lap	Penalty	Points
1	0	121 Martina Rumlenova	CZE	MVM Racing	CZE	26AS0141 26AT00471	KR /IAME/VEGA	15	13:06.914	51.561		90
2	2	117 Ben Goetz	DEU	Ebert Motorsport	DEU	63781 66061	LN /TM/VEGA	15	13:07.301 0.387	51.572		80
3	0	114 Jakob Kamenik	CZE	Lanari Racing Team	DEU	26AS0204 66815	KR /IAME/VEGA	15	13:10.222 3.308	51.621		72
4	1	133 Rick Nadin	LUX	Ebert Motorsport	DEU	K083 66061	OTK /TM/VEGA	15	13:11.535 4.621	51.821		66
5	2	131 Lias Erbersdobler	DEU	Doerr Motorsport	DEU	65417 65122	KR /IAME/VEGA	15	13:11.604 4.690	51.438		60
6	0	111 Constantin Papst	DEU	TB Racing Team	DEU	65409 38262	KR /IAME/VEGA	15	13:11.735 4.821	51.533		54
7	-5	136 Leonard Frey	DEU	ADAC Niedersachsen/Sachsen Anhalt e.V. Ebert Motorsport	DEU	65652 66061	Kosmic /TM/VEGA	15	13:12.693 5.779	51.886		50
8	3	125 Lionel Huenecke	DEU	Arena E Team	DEU	65672 66518	IPK /TM/VEGA	15	13:12.854 5.940	51.715		46
9	6	127 Marius Bonconseil	DEU	Scuderia Avus e.V (ADAC) Ebert Motorsport	DEU	52461 66061	OTK /TM/VEGA	15	13:14.173 7.259	51.785		42
10	7	150 Emilio Bernd	DEU	VM Energy Corse Germany	DEU	67873 69100	Energy Corse /IAME/VEGA	15	13:18.103 11.189	51.732		38
11	18	184 Sebastian Verger Morell	ESP	CV Performance Group X JP Motorsport	DEU	000169-ESP 38321	KR /IAME/VEGA	15	13:18.197 11.283	51.712		34
12	0	120 Nikolas Simic	DEU	Lanari Racing Team	DEU	48512 66815	KR /IAME/VEGA	15	13:18.588 11.674	52.229		32
13	-4	185 Adrian Lorenz	DEU	CV Performance Group X JP Motorsport	DEU	16728 38321	KR /IAME/VEGA	15	13:19.096 12.182	51.719		30
14	-4	155 Maxim Becker	DEU	C4-Racing	DEU	66651 39182	Kosmic /TM/VEGA	15	13:19.764 12.850	51.855		28
15	4	106 Maximilian Engelstaedter	DEU	Doerr Motorsport	DEU	49258 65122	KR /IAME/VEGA	15	13:19.836 12.922	51.756		26
16	-2	115 Julius Berthold	DEU	Doerr Motorsport	DEU	51237 65122	KR /IAME/VEGA	15	13:23.982 17.068	52.111		24
17	-1	148 Ben Fritz	DEU	Arena E Team	DEU	66153 66518	IPK /TM/VEGA	15	13:24.356 17.442	51.836	+ 5 sec	22
18	2	123 Charlotte Tille	DEU	MAD Performance	DEU	63099 65514	Redspeed /TM /VEGA	15	13:25.291 18.377	52.153		20
19	8	112 Henry Melchior	DEU	Nees Racing	DEU	66264 67287	Redspeed /TM/VEGA	15	13:25.677 18.763	52.316		18
20	1	110 Jan Chytil	CZE	Ivo Chytil	CZE	26AS0510 26AT01031	Exprit /TM/VEGA	15	13:25.805 18.891	52.392		17
21	5	199 Linus Koch	DEU	PAROLIN Deutschland/MSR Motorsport/WST	DEU	61226 69350	Parolin /TM/VEGA	15	13:28.280 21.366	52.311		16
22	-9	107 Semir Velija	DEU	Lanari Racing Team	DEU	26111 66815	KR /IAME/VEGA	15	13:28.608 21.694	51.863	+ 5 sec	15
23	2	161 Lenn Abbas	DEU	Nees Racing	DEU	67105 67287	CS55 /TM/VEGA	15	13:29.205 22.291	51.904	+ 5 sec	14
24	-16	109 Jan Schwarzer	DEU	Michael Johann Bitterbier	DEU	63518 64989	CRG /TM/VEGA	13	11:29.795 2 Laps	51.758		13
25	-7	119 Conor McPolin	IRL	MAD Performance	DEU	244583 65514	OTK /TM/VEGA	2	1:55.327 13 Laps	55.165		12
26	-3	116 Johannes Mussotter	DEU	Mach1 Motorsport	DEU	63805 68123	Mach1 /TM/VEGA	0	1.466 15 Laps			11
27	-5	193 Tom Wickop	DEU	Doerr Motorsport	DEU	70363 65122	KR /IAME/VEGA	0	1.649 15 Laps			10
28	-4	145 Jan Waibel	DEU	Mach1 Motorsport	DEU	12495 66429	Mach1 /TM/VEGA	0	6.794 15 Laps		+ 5 sec	9

Not classified

DNS	113	Mia Deuschle	DEU	Mach1 Motorsport	DEU	65984 66429	Mach1 /TM/VEGA	0	DNS			8
-----	-----	--------------	-----	------------------	-----	----------------	----------------	---	-----	--	--	---

Announcements

#161 +5 sec. time penalty (pushing)

#107,145,148 time penalty 5 sec. (front fairing)

 Timekeeper
M.Riehmers

 Race Director
K.Meinhardt

Page 1/1

These results are provisional until the conclusion of any judicial and technical matters!

K-15652/26

Printed: 31.05.2026 / 10:15

ADAC Kartrennen Cheb

OK-N

Cheb 1,202 Km

Super Heat

31.05.2026 09:40

Race (15 Laps) started at 9:45:19

Lap	Time of Day	Lap Tm	Diff	S1 Tm	S2 Tm	S3 Tm	Lap	Time of Day	Lap Tm	Diff	S1 Tm	S2 Tm	S3 Tm
(121) Martina Rumlenova							5	9:49:51.458	53.778	+2.340	16.243	17.864	19.671
1	9:46:14.868	55.399	+3.838	17.317	18.250	19.832	6	9:50:43.837	52.379	+0.941	15.969	17.186	19.224
2	9:47:08.686	53.818	+2.257	16.419	17.785	19.614	7	9:51:35.859	52.022	+0.584	15.765	17.102	19.155
3	9:48:01.990	53.304	+1.743	16.072	17.551	19.681	8	9:52:28.505	52.646	+1.208	15.845	17.307	19.494
4	9:48:56.003	54.013	+2.452	16.848	17.650	19.515	9	9:53:20.754	52.249	+0.811	15.782	17.089	19.378
5	9:49:48.466	52.463	+0.902	15.930	17.295	19.238	10	9:54:12.435	51.681	+0.243	15.711	16.907	19.063
6	9:50:40.538	52.072	+0.511	15.792	17.122	19.158	11	9:55:03.971	51.536	+0.098	15.646	16.873	19.017
7	9:51:32.496	51.958	+0.397	15.749	17.082	19.127	12	9:55:55.571	51.600	+0.162	15.667	16.890	19.043
8	9:52:24.379	51.883	+0.322	15.780	17.026	19.077	13	9:56:47.350	51.779	+0.341	15.860	16.904	19.015
9	9:53:16.145	51.766	+0.205	15.679	17.032	19.055	14	9:57:38.788	51.438		15.609	16.840	18.989
10	9:54:07.760	51.615	+0.054	15.670	16.935	19.010	15	9:58:31.014	52.226	+0.788	15.943	16.850	19.433
11	9:54:59.575	51.815	+0.254	15.796	16.939	19.080	(111) Constantin Papst						
12	9:55:51.136	51.561		15.624	16.894	19.043	1	9:46:15.598	55.940	+4.407	17.383	18.158	20.399
13	9:56:42.771	51.635	+0.074	15.649	16.861	19.125	2	9:47:10.137	54.539	+3.006	16.434	17.761	20.344
14	9:57:34.752	51.981	+0.420	15.700	17.043	19.238	3	9:48:03.262	53.125	+1.592	16.271	17.332	19.522
15	9:58:26.324	51.572	+0.011	15.693	16.847	19.032	4	9:48:57.110	53.848	+2.315	16.177	17.981	19.690
(117) Ben Goetz							5	9:49:50.949	53.839	+2.306	16.499	17.895	19.445
1	9:46:14.679	55.166	+3.594	17.141	18.088	19.937	6	9:50:43.505	52.556	+1.023	16.006	17.290	19.260
2	9:47:08.383	53.704	+2.132	16.320	17.572	19.812	7	9:51:35.667	52.162	+0.629	15.891	17.026	19.245
3	9:48:02.100	53.717	+2.145	16.202	17.561	19.954	8	9:52:28.626	52.959	+1.426	16.165	17.081	19.713
4	9:48:55.120	53.020	+1.448	16.208	17.308	19.504	9	9:53:20.865	52.239	+0.706	15.887	16.919	19.433
5	9:49:47.646	52.526	+0.954	15.971	17.217	19.338	10	9:54:12.760	51.895	+0.362	15.859	16.949	19.087
6	9:50:40.131	52.485	+0.913	15.846	17.310	19.329	11	9:55:04.457	51.697	+0.164	15.765	16.830	19.102
7	9:51:32.029	51.898	+0.326	15.730	17.043	19.125	12	9:55:56.045	51.588	+0.055	15.697	16.853	19.038
8	9:52:23.996	51.967	+0.395	15.704	17.004	19.259	13	9:56:47.916	51.871	+0.338	15.739	17.039	19.093
9	9:53:15.813	51.817	+0.245	15.734	16.958	19.125	14	9:57:39.449	51.533		15.688	16.786	19.059
10	9:54:07.612	51.799	+0.227	15.665	16.941	19.193	15	9:58:31.145	51.696	+0.163	15.709	16.868	19.119
11	9:54:59.382	51.770	+0.198	15.809	16.900	19.061	(136) Leonard Frey						
12	9:55:50.954	51.572		15.614	16.889	19.069	1	9:46:14.481	55.071	+3.185	17.027	18.063	19.981
13	9:56:43.003	52.049	+0.477	15.638	16.877	19.534	2	9:47:08.896	54.415	+2.529	16.683	18.164	19.568
14	9:57:35.003	52.000	+0.428	15.696	16.920	19.384	3	9:48:02.248	53.352	+1.466	16.175	17.483	19.694
15	9:58:26.711	51.708	+0.136	15.675	16.926	19.107	4	9:48:56.740	54.492	+2.606	16.511	17.934	20.047
(114) Jakob Kamenik							5	9:49:50.823	54.083	+2.197	16.667	17.885	19.531
1	9:46:15.485	55.939	+4.318	17.786	18.165	19.988	6	9:50:43.309	52.486	+0.600	15.902	17.211	19.373
2	9:47:09.057	53.572	+1.951	16.303	17.709	19.560	7	9:51:35.455	52.146	+0.260	15.852	17.133	19.161
3	9:48:02.376	53.319	+1.698	16.213	17.453	19.653	8	9:52:27.448	51.993	+0.107	15.773	17.046	19.174
4	9:48:57.013	54.637	+3.016	16.703	18.050	19.884	9	9:53:19.334	51.836		15.738	16.939	19.209
5	9:49:50.668	53.655	+2.034	16.498	17.648	19.509	10	9:54:11.497	52.163	+0.277	15.800	17.085	19.278
6	9:50:43.167	52.499	+0.878	15.852	17.215	19.432	11	9:55:03.534	52.037	+0.151	15.855	16.938	19.244
7	9:51:35.132	51.965	+0.344	15.744	17.073	19.148	12	9:55:55.432	51.898	+0.012	15.777	16.974	19.147
8	9:52:26.945	51.813	+0.192	15.676	17.005	19.132	13	9:56:48.235	52.803	+0.917	16.169	17.411	19.223
9	9:53:18.782	51.837	+0.216	15.736	16.963	19.138	14	9:57:40.202	51.967	+0.081	15.779	16.960	19.228
10	9:54:10.610	51.828	+0.207	15.650	16.995	19.183	15	9:58:32.103	51.901	+0.015	15.775	16.999	19.127
11	9:55:02.796	52.186	+0.565	15.652	17.132	19.402	(125) Lionel Huenecke						
12	9:55:54.439	51.643	+0.022	15.679	16.942	19.022	1	9:46:17.169	57.085	+5.370	18.473	18.529	20.083
13	9:56:46.255	51.816	+0.195	15.603	17.002	19.210	2	9:47:11.173	54.004	+2.289	16.780	17.636	19.588
14	9:57:38.011	51.756	+0.135	15.655	16.932	19.169	3	9:48:04.477	53.304	+1.589	16.268	17.316	19.720
15	9:58:29.632	51.621		15.695	16.890	19.036	4	9:48:57.932	53.455	+1.740	16.502	17.458	19.495
(133) Rick Nadin							5	9:49:51.653	53.721	+2.006	16.150	17.930	19.641
1	9:46:15.876	56.251	+4.430	18.177	18.205	19.869	6	9:50:44.122	52.469	+0.754	16.005	17.176	19.288
2	9:47:09.830	53.954	+2.133	16.295	17.725	19.934	7	9:51:36.221	52.099	+0.384	15.866	17.125	19.108
3	9:48:02.711	52.881	+1.060	16.081	17.377	19.423	8	9:52:28.876	52.655	+0.940	15.798	17.164	19.693
4	9:48:56.833	54.122	+2.301	16.269	17.789	20.064	9	9:53:21.005	52.129	+0.414	15.823	16.962	19.344
5	9:49:49.555	52.722	+0.901	16.185	17.253	19.284	10	9:54:13.174	52.169	+0.454	15.891	16.991	19.287
6	9:50:42.048	52.493	+0.672	15.931	17.229	19.333	11	9:55:05.023	51.849	+0.134	15.727	16.927	19.195
7	9:51:34.317	52.269	+0.448	15.929	17.108	19.232	12	9:55:56.738	51.715		15.679	16.920	19.116
8	9:52:26.432	52.115	+0.294	15.835	17.032	19.248	13	9:56:48.530	51.792	+0.077	15.760	16.955	19.077
9	9:53:18.494	52.062	+0.241	15.801	17.039	19.222	14	9:57:40.342	51.812	+0.097	15.725	16.924	19.163
10	9:54:10.764	52.270	+0.449	15.736	16.958	19.576	15	9:58:32.264	51.922	+0.207	15.840	16.926	19.156
11	9:55:02.906	52.142	+0.321	15.820	17.063	19.259	(127) Marius Bonconseil						
12	9:55:54.932	52.026	+0.205	15.866	17.025	19.135	1	9:46:18.472	58.204	+6.419	18.770	18.604	20.830
13	9:56:46.841	51.909	+0.088	15.676	16.907	19.326	2	9:47:14.147	55.675	+3.890	16.592	18.050	21.033
14	9:57:38.662	51.821		15.795	16.849	19.177	3	9:48:07.797	53.650	+1.865	16.465	17.622	19.563
15	9:58:30.945	52.283	+0.462	15.831	17.020	19.432	4	9:49:00.648	52.851	+1.066	16.033	17.345	19.473
(131) Lias Erbersdobler							5	9:49:53.129	52.481	+0.696	15.924	17.206	19.351
1	9:46:17.066	57.327	+5.889	18.255	18.348	20.724	6	9:50:45.464	52.335	+0.550	15.887	17.248	19.200
2	9:47:11.565	54.499	+3.061	16.709	17.979	19.811	7	9:51:37.859	52.395	+0.610	15.846	17.209	19.340
3	9:48:04.543	52.978	+1.540	16.176	17.337	19.465	8	9:52:30.121	52.262	+0.477	15.857	17.214	19.191
4	9:48:57.680	53.137	+1.699	16.343	17.456	19.338	9						

ADAC Kartrennen Cheb

OK-N

Cheb 1,202 Km

Super Heat

31.05.2026 09:40

Race (15 Laps) started at 9:45:19

Lap	Time of Day	Lap Tm	Diff	S1 Tm	S2 Tm	S3 Tm
11	9:55:06.233	51.974	+0.189	15.735	17.079	19.160
12	9:55:58.084	51.851	+0.066	15.848	16.937	19.066
13	9:56:49.956	51.872	+0.087	15.706	16.969	19.197
14	9:57:41.798	51.842	+0.057	15.739	17.007	19.096
15	9:58:33.583	51.785		15.708	16.915	19.162

(150) Emilio Bernd

Lap	Time of Day	Lap Tm	Diff	S1 Tm	S2 Tm	S3 Tm
1	9:46:18.802	58.370	+6.638	18.704	19.025	20.641
2	9:47:16.353	57.551	+5.819	16.738	17.966	22.847
3	9:48:10.428	54.075	+2.343	16.507	17.924	19.644
4	9:49:02.967	52.539	+0.807	16.022	17.185	19.332
5	9:49:56.273	53.306	+1.574	15.921	17.160	20.225
6	9:50:48.632	52.359	+0.627	15.938	17.123	19.298
7	9:51:40.752	52.120	+0.388	15.757	17.056	19.307
8	9:52:33.027	52.275	+0.543	15.863	16.966	19.446
9	9:53:25.168	52.141	+0.409	15.835	17.030	19.276
10	9:54:17.131	51.963	+0.231	15.749	17.000	19.214
11	9:55:09.132	52.001	+0.269	15.775	16.995	19.231
12	9:56:00.971	51.839	+0.107	15.788	16.865	19.186
13	9:56:52.850	51.879	+0.147	15.744	16.862	19.273
14	9:57:44.582	51.732		15.721	16.822	19.189
15	9:58:37.513	52.931	+1.199	15.883	17.541	19.507

(184) Sebastian Verger Morell

Lap	Time of Day	Lap Tm	Diff	S1 Tm	S2 Tm	S3 Tm
1	9:46:19.975	58.457	+6.745	19.139	18.780	20.538
2	9:47:14.908	54.933	+3.221	16.752	17.823	20.358
3	9:48:08.782	53.874	+2.162	16.617	17.445	19.812
4	9:49:01.810	53.028	+1.316	16.079	17.309	19.640
5	9:49:55.560	53.750	+2.038	16.079	17.322	20.349
6	9:50:48.058	52.498	+0.786	15.959	17.188	19.351
7	9:51:40.376	52.318	+0.606	15.823	17.190	19.305
8	9:52:32.785	52.409	+0.697	15.771	17.300	19.338
9	9:53:24.805	52.019	+0.308	15.789	17.009	19.222
10	9:54:16.824	52.019	+0.307	15.727	17.108	19.184
11	9:55:08.794	51.970	+0.258	15.681	17.092	19.197
12	9:56:00.637	51.843	+0.131	15.755	16.931	19.157
13	9:56:52.349	51.712		15.643	16.967	19.102
14	9:57:44.279	51.930	+0.218	15.691	17.065	19.174
15	9:58:37.607	53.328	+1.616	15.994	17.489	19.845

(120) Nikolas Simic

Lap	Time of Day	Lap Tm	Diff	S1 Tm	S2 Tm	S3 Tm
1	9:46:18.042	57.984	+5.755	18.882	18.487	20.615
2	9:47:13.271	55.229	+3.000	16.485	17.848	20.896
3	9:48:06.637	53.366	+1.137	16.165	17.473	19.728
4	9:48:59.727	53.090	+0.861	16.144	17.304	19.642
5	9:49:52.583	52.856	+0.627	16.060	17.305	19.491
6	9:50:45.155	52.572	+0.343	15.981	17.185	19.406
7	9:51:37.698	52.543	+0.314	15.916	17.222	19.405
8	9:52:30.499	52.801	+0.572	15.888	17.438	19.475
9	9:53:22.915	52.416	+0.187	15.902	17.114	19.400
10	9:54:15.190	52.275	+0.046	15.840	17.083	19.352
11	9:55:07.479	52.289	+0.060	15.818	17.139	19.332
12	9:55:59.739	52.260	+0.031	15.820	17.092	19.348
13	9:56:51.978	52.239	+0.010	15.851	17.030	19.358
14	9:57:44.207	52.229		15.869	17.022	19.338
15	9:58:37.998	53.791	+1.562	15.885	17.562	20.344

(185) Adrian Lorenz

Lap	Time of Day	Lap Tm	Diff	S1 Tm	S2 Tm	S3 Tm
1	9:46:18.671	58.713	+6.994	18.872	19.042	20.799
2	9:47:16.104	57.433	+5.714	16.664	18.005	22.764
3	9:48:10.743	54.639	+2.920	16.591	18.251	19.797
4	9:49:03.694	52.951	+1.232	16.154	17.372	19.425
5	9:49:56.751	53.057	+1.338	16.005	17.210	19.842
6	9:50:49.713	52.962	+1.243	16.150	17.495	19.317
7	9:51:41.890	52.177	+0.458	15.817	17.115	19.245
8	9:52:33.992	52.102	+0.383	15.831	17.049	19.222
9	9:53:26.060	52.068	+0.349	15.834	16.996	19.238
10	9:54:18.247	52.187	+0.468	15.816	16.941	19.430
11	9:55:10.220	51.973	+0.254	15.769	16.955	19.249
12	9:56:02.144	51.924	+0.205	15.804	16.984	19.136
13	9:56:53.885	51.741	+0.022	15.725	16.895	19.121
14	9:57:45.604	51.719		15.703	16.954	19.062
15	9:58:38.506	52.902	+1.183	15.792	17.212	19.898

(155) Maxim Becker

Lap	Time of Day	Lap Tm	Diff	S1 Tm	S2 Tm	S3 Tm
1	9:46:17.866	57.932	+6.077	18.405	18.646	20.881
2	9:47:14.017	56.151	+4.296	16.544	17.870	21.737
3	9:48:08.407	54.390	+2.535	16.368	18.204	19.818
4	9:49:01.588	53.181	+1.326	15.989	17.552	19.640
5	9:49:55.323	53.735	+1.880	15.956	17.594	20.185
6	9:50:47.896	52.573	+0.718	15.888	17.354	19.331
7	9:51:40.161	52.265	+0.410	15.756	17.246	19.263
8	9:52:33.343	53.182	+1.327	15.800	17.446	19.936
9	9:53:25.548	52.205	+0.350	15.745	17.258	19.202
10	9:54:17.539	51.991	+0.136	15.690	17.108	19.193
11	9:55:09.500	51.961	+0.106	15.719	17.128	19.114
12	9:56:01.579	52.079	+0.224	15.732	17.189	19.158
13	9:56:53.586	52.007	+0.152	15.683	17.185	19.139
14	9:57:45.441	51.855		15.675	17.032	19.148
15	9:58:39.174	53.733	+1.878	15.731	17.520	20.482

(106) Maximilian Engelstaedter

Lap	Time of Day	Lap Tm	Diff	S1 Tm	S2 Tm	S3 Tm
1	9:46:19.762	59.175	+7.419	19.461	19.258	20.456
2	9:47:15.350	55.588	+3.832	16.530	18.424	20.634
3	9:48:09.621	54.271	+2.515	16.542	17.550	20.179
4	9:49:02.341	52.720	+0.964	15.933	17.388	19.399
5	9:49:57.007	54.666	+2.910	15.911	17.392	21.363
6	9:50:50.804	53.797	+2.041	16.117	17.487	20.193
7	9:51:42.978	52.174	+0.418	15.775	17.212	19.187
8	9:52:35.021	52.043	+0.287	15.751	17.115	19.177
9	9:53:27.181	52.160	+0.404	15.775	17.162	19.223
10	9:54:19.196	52.015	+0.259	15.795	17.137	19.083
11	9:55:10.952	51.756		15.622	17.034	19.100
12	9:56:02.887	51.935	+0.179	15.645	17.123	19.167
13	9:56:54.763	51.876	+0.120	15.663	17.061	19.152
14	9:57:46.720	51.957	+0.201	15.704	17.065	19.188
15	9:58:39.246	52.526	+0.770	15.679	16.986	19.861

(115) Julius Berthold

Lap	Time of Day	Lap Tm	Diff	S1 Tm	S2 Tm	S3 Tm
1	9:46:18.386	58.106	+5.995	18.174	18.846	21.086
2	9:47:14.248	55.862	+3.751	16.457	18.199	21.206
3	9:48:08.551	54.303	+2.192	16.750	17.826	19.727
4	9:49:01.692	53.141	+1.030	16.067	17.454	19.620
5	9:49:56.498	54.806	+2.695	16.030	17.689	21.087
6	9:50:50.067	53.569	+1.458	16.029	17.935	19.605
7	9:51:42.384	52.317	+0.206	15.904	17.148	19.265
8	9:52:34.778	52.394	+0.283	15.846	17.181	19.367
9	9:53:27.004	52.226	+0.115	15.792	17.136	19.298
10	9:54:20.546	53.542	+1.431	16.135	18.020	19.387
11	9:55:12.902	52.356	+0.245	15.878	17.232	19.246
12	9:56:05.269	52.367	+0.256	15.849	17.245	19.273
13	9:56:57.380	52.111		15.764	17.067	19.280
14	9:57:49.919	52.539	+0.428	15.873	17.254	19.412
15	9:58:43.392	53.473	+1.362	16.393	17.228	19.852

(148) Ben Fritz

Lap	Time of Day	Lap Tm	Diff	S1 Tm	S2 Tm	S3 Tm
1	9:46:19.304	58.776	+6.940	19.040	19.027	20.709
2	9:47:14.434	55.130	+3.294	16.675	17.880	20.575
3	9:48:09.848	55.414	+3.578	16.423	18.154	20.837
4	9:49:02.788	52.940	+1.104	16.280	17.279	19.381
5	9:49:56.655	53.867	+2.031	16.257	17.261	20.349
6	9:50:49.190	52.535	+0.699	16.019	17.214	19.302
7	9:51:41.405	52.215	+0.379	15.838	17.107	19.270
8	9:52:33.578	52.173	+0.337	15.818	16.996	19.359
9	9:53:25.830	52.252	+0.416	15.931	17.029	19.292
10	9:54:18.467	52.637	+0.801	15.774	17.002	19.861
11	9:55:10.539	52.072	+0.236	15.857	16.959	19.256
12	9:56:02.548	52.009	+0.173	15.754	17.010	19.245
13	9:56:54.442	51.894	+0.058	15.724	16.949	19.221
14	9:57:46.278	51.836		15.767	16.952	19.117
15	9:58:38.766	52.488	+0.652	15.791	16.966	19.731

(123) Charlotte Tille

Lap	Time of Day	Lap Tm	Diff	S1 Tm	S2 Tm	S3 Tm
1	9:46:22.670					

ADAC Kartrennen Cheb

OK-N

Cheb 1,202 Km

Super Heat

31.05.2026 09:40

Race (15 Laps) started at 9:45:19

Lap	Time of Day	Lap Tm	Diff	S1 Tm	S2 Tm	S3 Tm	Lap	Time of Day	Lap Tm	Diff	S1 Tm	S2 Tm	S3 Tm
6	9:50:52.793	52.985	+0.832	16.046	17.520	19.419	12	9:56:04.214	52.086	+0.223	15.777	17.106	19.203
7	9:51:45.238	52.445	+0.292	15.909	17.245	19.291	13	9:56:56.077	51.863		15.653	17.038	19.172
8	9:52:37.639	52.401	+0.248	15.833	17.230	19.338	14	9:57:49.742	53.665	+1.802	16.139	17.795	19.731
9	9:53:29.975	52.336	+0.183	15.915	17.194	19.227	15	9:58:43.018	53.276	+1.413	16.290	17.055	19.931
10	9:54:22.630	52.655	+0.502	16.105	17.162	19.388	(161) Lenn Abbas						
11	9:55:14.783	52.153		15.844	17.090	19.219	1	9:46:20.954	59.970	+8.066	18.959	19.293	21.718
12	9:56:07.227	52.444	+0.291	15.888	17.259	19.297	2	9:47:16.926	55.972	+4.068	17.059	18.099	20.814
13	9:56:59.523	52.296	+0.143	15.857	17.093	19.346	3	9:48:11.784	54.858	+2.954	16.346	17.983	20.529
14	9:57:52.070	52.547	+0.394	16.084	17.092	19.371	4	9:49:04.796	53.012	+1.108	16.168	17.408	19.436
15	9:58:44.701	52.631	+0.478	15.915	17.149	19.567	5	9:49:57.501	52.705	+0.801	16.131	17.225	19.349
(112) Henry Melchior							6	9:50:51.112	53.611	+1.707	15.828	17.566	20.217
1	9:46:26.078	1:04.936	+12.620	18.943	26.420	20.573	7	9:51:43.549	52.437	+0.533	15.834	17.255	19.348
2	9:47:20.253	54.175	+1.859	16.348	17.747	20.080	8	9:52:35.664	52.115	+0.211	15.705	17.178	19.232
3	9:48:13.378	53.125	+0.809	16.118	17.492	19.515	9	9:53:27.747	52.083	+0.179	15.735	17.141	19.207
4	9:49:06.498	53.120	+0.804	16.074	17.525	19.521	10	9:54:19.987	52.240	+0.336	15.635	17.404	19.201
5	9:49:59.105	52.607	+0.291	15.816	17.322	19.469	11	9:55:11.953	51.966	+0.062	15.723	17.046	19.197
6	9:50:51.794	52.689	+0.373	16.034	17.266	19.389	12	9:56:03.857	51.904		15.726	17.039	19.139
7	9:51:44.453	52.659	+0.343	15.867	17.420	19.372	13	9:56:55.929	52.072	+0.168	15.698	17.122	19.252
8	9:52:36.830	52.377	+0.061	15.766	17.315	19.296	14	9:57:49.682	53.753	+1.849	16.165	17.735	19.853
9	9:53:29.412	52.582	+0.266	15.738	17.436	19.408	15	9:58:43.615	53.933	+2.029	16.179	17.155	20.599
10	9:54:21.943	52.531	+0.215	15.898	17.254	19.379	(109) Jan Schwarzer						
11	9:55:14.566	52.623	+0.307	15.770	17.387	19.466	1	9:46:17.000	57.156	+5.398	17.860	18.543	20.753
12	9:56:07.550	52.984	+0.668	15.768	17.668	19.548	2	9:47:11.074	54.074	+2.316	16.569	17.843	19.662
13	9:56:59.866	52.316		15.667	17.329	19.320	3	9:48:04.134	53.060	+1.302	16.025	17.439	19.596
14	9:57:52.612	52.746	+0.430	16.074	17.232	19.440	4	9:48:57.357	53.223	+1.465	16.085	17.360	19.778
15	9:58:45.087	52.475	+0.159	15.770	17.293	19.412	5	9:49:51.874	54.517	+2.759	16.356	18.005	20.156
(110) Jan Chytil							6	9:50:44.510	52.636	+0.878	16.038	17.265	19.333
1	9:46:21.428	1:00.739	+8.347	19.122	20.275	21.342	7	9:51:36.836	52.326	+0.568	15.808	17.192	19.326
2	9:47:17.044	55.616	+3.224	16.882	17.938	20.796	8	9:52:29.162	52.326	+0.568	15.906	17.192	19.228
3	9:48:12.106	55.062	+2.670	16.419	17.860	20.783	9	9:53:21.502	52.340	+0.582	15.768	17.266	19.306
4	9:49:05.309	53.203	+0.811	16.159	17.582	19.462	10	9:54:13.419	51.917	+0.159	15.759	17.013	19.145
5	9:49:58.668	53.359	+0.967	16.123	17.720	19.516	11	9:55:05.408	51.989	+0.231	15.771	17.015	19.203
6	9:50:51.608	52.940	+0.548	15.974	17.543	19.423	12	9:55:57.166	51.758		15.682	16.956	19.120
7	9:51:44.600	52.992	+0.600	15.895	17.707	19.390	13	9:56:49.205	52.039	+0.281	15.751	17.021	19.267
8	9:52:37.289	52.689	+0.297	15.901	17.410	19.378	(119) Conor McPolin						
9	9:53:30.228	52.939	+0.547	15.913	17.697	19.329	1	9:46:19.572	58.892	+3.727	19.050	19.041	20.801
10	9:54:22.866	52.638	+0.246	15.945	17.334	19.359	2	9:47:14.737	55.165		16.553	18.207	20.405
11	9:55:15.390	52.524	+0.132	15.871	17.351	19.302							
12	9:56:07.782	52.392		15.783	17.283	19.326							
13	9:57:00.325	52.543	+0.151	15.891	17.296	19.356							
14	9:57:52.756	52.431	+0.039	15.873	17.192	19.366							
15	9:58:45.215	52.459	+0.067	15.905	17.321	19.233							
(199) Linus Koch													
1	9:46:21.024	59.665	+7.354	19.148	19.324	21.193							
2	9:47:17.283	56.259	+3.948	17.154	18.001	21.104							
3	9:48:11.921	54.638	+2.327	16.408	17.810	20.420							
4	9:49:05.181	53.260	+0.949	16.185	17.518	19.557							
5	9:49:58.889	53.708	+1.397	16.409	17.737	19.562							
6	9:50:53.227	54.398	+2.027	16.417	18.214	19.707							
7	9:51:46.367	53.140	+0.829	16.110	17.509	19.521							
8	9:52:39.133	52.766	+0.455	15.841	17.388	19.537							
9	9:53:31.880	52.747	+0.436	15.896	17.284	19.567							
10	9:54:24.584	52.704	+0.393	15.850	17.310	19.544							
11	9:55:17.457	52.873	+0.562	15.972	17.378	19.523							
12	9:56:10.085	52.628	+0.317	15.831	17.310	19.487							
13	9:57:02.396	52.311		15.783	17.176	19.352							
14	9:57:54.941	52.545	+0.234	15.887	17.242	19.416							
15	9:58:47.690	52.749	+0.438	15.817	17.391	19.541							
(107) Semir Velija													
1	9:46:19.189	59.033	+7.170	19.193	19.042	20.798							
2	9:47:15.974	56.785	+4.922	16.613	17.925	22.247							
3	9:48:11.341	55.367	+3.504	16.584	18.599	20.184							
4	9:49:04.564	53.223	+1.360	16.272	17.434	19.517							
5	9:49:57.998	53.434	+1.571	16.672	17.292	19.470							
6	9:50:51.184	53.186	+1.323	15.932	17.281	19.973							
7	9:51:43.754	52.570	+0.707	15.944	17.238	19.388							
8	9:52:35.929	52.175	+0.312	15.834	17.115	19.226							
9	9:53:28.094	52.165	+0.302	15.802	17.109	19.254							
10	9:54:20.192	52.098	+0.235	15.712	17.217	19.169							
11	9:55:12.128	51.936	+0.073	15.743	17.017	19.176							

DKM Round 1
OK-N
Cheb (CZE)
Final Intermediate Classification

Pos. No.	Firstname	Lastname	Nat.		Nat.		Sponsor	QP	Total PTS	Heat 1	Heat 2	SUH
			Dri	Entrant	Ent	Make						
1	121	Martina	Rumlenova	CZE MVM Racing	CZE	KR /IAME/VEGA		1	178	50	38	90
2	117	Ben	Goetz	DEU Ebert Motorsport	DEU	LN /TM/VEGA		3	160	36	44	80
3	114	Jakub	Kamenik	CZE Lanari Racing Team	DEU	KR /IAME/VEGA		2	157	44	41	72
4	133	Rick	Nadin	LUX Ebert Motorsport	DEU	OTK /TM/VEGA		6	143	41	36	66
5	136	Leonard	Frey	DEU Ebert Motorsport	DEU	Kosmic /TM/VEGA	ADAC Niedersachsen/Sachsen Anhalt e.V.	8	138	38	50	50
6	131	Lias	Erbersdobler	DEU Doerr Motorsport	DEU	KR /IAME/VEGA		5	126	34	32	60
7	111	Constantin	Papst	DEU TB Racing Team	DEU	KR /IAME/VEGA		4	120	32	34	54
8	125	Lionel	Huenecke	DEU Arena E Team	DEU	IPK /TM/VEGA		15	95	24	25	46
9	185	Adrian	Lorenz	DEU CV Performance Group X JP Motorsport	DEU	KR /IAME/VEGA		14	88	30	28	30
10	127	Marius	Bonconseil	DEU Ebert Motorsport	DEU	OTK /TM/VEGA	Scuderia Avus e.V (ADAC)	18	83	20	21	42
11	155	Maxim	Becker	DEU C4-Racing	DEU	Kosmic /TM/VEGA		9	79	25	26	28
12	120	Nikolas	Simic	DEU Lanari Racing Team	DEU	KR /IAME/VEGA		19	78	22	24	32
13	150	Emilio	Bernd	DEU VM Energy Corse Germany	DEU	Energy Corse /IAME/VEGA		22	76	19	19	38
14	109	Jan	Schwarzer	DEU Michael Johann Bitterbier	DEU	CRG /TM/VEGA		10	71	28	30	13
15	115	Julius	Berthold	DEU Doerr Motorsport	DEU	KR /IAME/VEGA		17	65	21	20	24
16	148	Ben	Fritz	DEU Arena E Team	DEU	IPK /TM/VEGA		13	60	11	27	22
17	107	Semir	Velija	DEU Lanari Racing Team	DEU	KR /IAME/VEGA		20	60	23	22	15
18	106	Maximilian	Engelstaedter	DEU Doerr Motorsport	DEU	KR /IAME/VEGA		16	59	18	15	26
19	184	Sebastian	Verger Morell	ESP CV Performance Group X JP Motorsport	DEU	KR /IAME/VEGA		12	53	10	9	34
20	123	Charlotte	Tille	DEU MAD Performance	DEU	Redspeed /TM /VEGA		23	52	14	18	20
21	119	Conor	McPolin	IRL MAD Performance	DEU	OTK /TM/VEGA		21	49	27	10	12
22	110	Jan	Chytil	CZE Ivo Chytil	CZE	Expriit /TM/VEGA		25	48	17	14	17
23	112	Henry	Melchior	DEU Nees Racing	DEU	Redspeed /TM/VEGA		26	44	9	17	18
24	199	Linus	Koch	DEU PAROLIN Deutschland/MSR Motorsport/WST	DEU	Parolin /TM/VEGA		24	42	15	11	16
25	161	Lenn	Abbas	DEU Nees Racing	DEU	CS55 /TM/VEGA		11	41	4	23	14
26	193	Tom	Wickop	DEU Doerr Motorsport	DEU	KR /IAME/VEGA		7	40	26	4	10
27	116	Johannes	Mussotter	DEU Mach1 Motorsport	DEU	Mach1 /TM/VEGA		27	40	13	16	11
28	145	Jan	Waibel	DEU Mach1 Motorsport	DEU	Mach1 /TM/VEGA		28	38	16	13	9
29	113	Mia	Deuschle	DEU Mach1 Motorsport	DEU	Mach1 /TM/VEGA		29	32	12	12	8

Announcements: These results are provisional until the conclusion of any judicial and technical matters

Racedirector Kevin Meinhardt:

Timekeeping Monika Riehmers:

Printed: 31.05.2026 10:17

Posted at: h

ADAC Kartrennen Cheb

OK-N

Cheb 1,202 Km


Final

31.05.2026 13:10

Race (19 Laps)

145 Jan Waibel 28	116 Johannes Mussotter 27	14
193 Tom Wickop 26	161 Lenn Abbas 25	13
199 Linus Koch 24	112 Henry Melchior 23	12
110 Jan Chytil 22	119 Conor McPolin 21	11
123 Charlotte Tille 20	184 Sebastian Verger Morell 19	10
106 Maximilian Engelstaedter 18	107 Semir Velija 17	9
148 Ben Fritz 16	115 Julius Berthold 15	8
109 Jan Schwarzer 14	150 Emilio Bernd 13	7
120 Nikolas Simic 12	155 Maxim Becker 11	6
127 Marius Bonconseil 10	185 Adrian Lorenz 9	5
125 Lionel Huenecke 8	111 Constantin Papst 7	4
131 Lias Erbersdobler 6	136 Leonard Frey 5	3
133 Rick Nadin 4	114 Jakub Kamenik 3	2
117 Ben Goetz 2	121 Martina Rumlenova 1	1

POLE POSITION



ADAC Kartrennen Cheb

OK-N

Cheb 1,202 Km


Final

31.05.2026 13:10

Race (19 Laps)

113 Mia Deuschle
29

15



Orbits



ADAC Kartrennen Cheb

OK-N / Final

Track: Cheb - 1.202 km

Race Started: 13:17:42

Best Lap by: 111 - Constantin Papst - 51.479

Rank	#	Driver	Nat	Sponsor Competitor	Nat	Driver-License Com-Licence	Equipment	laps	T. Time Diff	Best Lap	Penalty	Points
1	▲ 2	114 Jakob Kamenik	CZE	Lanari Racing Team	DEU	26AS0204 66815	KR /IAME/VEGA	19	16:35.742	51.547		50
2	▼ -1	121 Martina Rumlenova	CZE	MVM Racing	CZE	26AS0141 26AT00471	KR IAME/IAME/VEGA	19	16:35.826 0.084	51.490		0
3	▼ -1	117 Ben Goetz	DEU	Ebert Motorsport	DEU	63781 66061	LN /TM/VEGA	19	16:38.085 2.343	51.490		44
4	▲ 3	111 Constantin Papst	DEU	TB Racing Team	DEU	65409 38262	KR /IAME/VEGA	19	16:38.253 2.511	51.479		39
5	▼ -1	133 Rick Nadin	LUX	Ebert Motorsport	DEU	K083 66061	OTK /TM/VEGA	19	16:39.495 3.753	51.802		34
6	▼ -1	136 Leonard Frey	DEU	ADAC Niedersachsen/Sachsen Anhalt e.V. Ebert Motorsport	DEU	65652 66061	Kosmic /TM/VEGA	19	16:43.275 7.533	51.795		30
7	▲ 4	155 Maxim Becker	DEU	C4-Racing	DEU	66651 39182	Kosmic /TM/VEGA	19	16:44.443 8.701	51.766		26
8	▲ 2	127 Marius Bonconseil	DEU	Scuderia Avus e.V (ADAC) Ebert Motorsport	DEU	52461 66061	OTK /TM/VEGA	19	16:45.500 9.758	51.955		22
9	▲ 10	184 Sebastian Verger Morell	ESP	CV Performance Group X JP Motorsport	DEU	000169-ESP 38321	KR /IAME/VEGA	19	16:45.859 10.117	51.678		18
10	▲ 4	109 Jan Schwarzer	DEU	Michael Johann Bitterbier	DEU	63518 64989	CRG /TM/VEGA	19	16:47.097 11.355	51.741		14
11	▼ -2	185 Adrian Lorenz	DEU	CV Performance Group X JP Motorsport	DEU	16728 38321	KR /IAME/VEGA	19	16:48.486 12.744	51.881	+ 5 sec	10
12	▲ 5	107 Semir Velija	DEU	Lanari Racing Team	DEU	26111 66815	KR /IAME/VEGA	19	16:48.518 12.776	51.743		8
13	▼ -1	120 Nikolas Simic	DEU	Lanari Racing Team	DEU	48512 66815	KR /IAME/VEGA	19	16:50.561 14.819	52.199		6
14	▼ -8	131 Lias Erbersdobler	DEU	Doerr Motorsport	DEU	65417 65122	KR /IAME/VEGA	19	16:50.574 14.832	51.653	+ 5 sec	4
15	▲ 11	193 Tom Wickop	DEU	Doerr Motorsport	DEU	70363 65122	KR /IAME/VEGA	19	16:51.472 15.730	51.643	+ 5 sec	2
16	▲ 9	161 Lenn Abbas	DEU	Nees Racing	DEU	67105 67287	CS55 /TM/VEGA	19	16:51.715 15.973	52.002		1
17	▲ 1	106 Maximilian Engelstaedter	DEU	Doerr Motorsport	DEU	49258 65122	KR /IAME/VEGA	19	16:52.511 16.769	51.818		0
18	▼ -10	125 Lionel Huenecke	DEU	Arena E Team	DEU	65672 66518	IPK /TM/VEGA	19	16:53.730 17.988	51.993		0
19	▼ -4	115 Julius Berthold	DEU	Doerr Motorsport	DEU	51237 65122	KR /IAME/VEGA	19	16:54.720 18.978	52.191		0
20	▬ 0	123 Charlotte Tille	DEU	MAD Performance	DEU	63099 65514	Redspeed /TM /VEGA	19	16:55.777 20.035	51.979		0
21	▬ 0	119 Conor McPolin	IRL	MAD Performance	DEU	244583 65514	OTK /TM/VEGA	19	16:59.380 23.638	51.956	+ 5 sec	0
22	▲ 1	112 Henry Melchior	DEU	Nees Racing	DEU	66264 67287	Redspeed /TM/VEGA	19	16:59.461 23.719	52.226		0
23	▲ 1	199 Linus Koch	DEU	PAROLIN Deutschland/MSR Motorsport/WST	DEU	61226 69350	Parolin /TM/VEGA	19	17:00.652 24.910	52.446		0
24	▼ -8	148 Ben Fritz	DEU	Arena E Team	DEU	66153 66518	IPK /TM/VEGA	19	17:02.118 26.376	51.878	+ 10 sec	0
25	▼ -3	110 Jan Chytil	CZE	Ivo Chytil	CZE	26AS0510 26AT01031	Expriit /TM/VEGA	19	17:04.451 28.709	52.522	+ 5 sec	0
26	▲ 1	116 Johannes Mussotter	DEU	Mach1 Motorsport	DEU	63805 68123	Mach1 /TM/VEGA	19	17:05.784 30.042	52.027	+ 5 sec	0
27	▼ -14	150 Emilio Bernd	DEU	VM Energy Corse Germany	DEU	67873 69100	Energy Corse /IAME/VEGA	15	13:23.254 4 Laps	52.042	+ 5 sec	0
28	▬ 0	145 Jan Waibel	DEU	Mach1 Motorsport	DEU	12495 66429	Mach1 /TM/VEGA	3	2:58.127 16 Laps	55.447	+ 5 sec	0
29	▬ 0	113 Mia Deuschle	DEU	Mach1 Motorsport	DEU	65984 66429	Mach1 /TM/VEGA	3	3:03.489 16 Laps	54.639	+10 sec	0

Announcements

#185,148,119,131 +5 sec. time penalty (pushing)

#145,113 +5 sec. time penalty (causing a collision)

#110,113,116,148,150,193 time penalty 5 sec. (front fairing)

Timekeeper
M.RiehmersRace Director
K.Meinhardt

Page 1/1

These results are provisional until the conclusion of any judicial and technical matters!

K-15652/26

Printed: 31.05.2026 / 14:25

ADAC Kartrennen Cheb

OK-N

Cheb 1,202 Km

Final

31.05.2026 13:10

Race (19 Laps) started at 13:17:42

Lap	Time of Day	Lap Tm	Diff	S1 Tm	S2 Tm	S3 Tm	Lap	Time of Day	Lap Tm	Diff	S1 Tm	S2 Tm	S3 Tm
(114) Jakub Kamenik							10	13:26:33.232	51.771	+0.292	15.789	16.877	19.105
1	13:18:38.618	56.466	+4.919	17.742	18.376	20.348	11	13:27:24.968	51.736	+0.257	15.757	16.909	19.070
2	13:19:32.501	53.883	+2.336	16.701	17.723	19.459	12	13:28:16.677	51.709	+0.230	15.733	16.856	19.120
3	13:20:25.469	52.968	+1.421	16.101	17.380	19.487	13	13:29:08.419	51.742	+0.263	15.761	16.917	19.064
4	13:21:18.116	52.647	+1.100	15.916	17.380	19.351	14	13:29:59.898	51.479		15.714	16.785	18.980
5	13:22:10.708	52.592	+1.045	15.985	17.223	19.384	15	13:30:51.439	51.541	+0.062	15.701	16.820	19.020
6	13:23:02.995	52.287	+0.740	15.936	17.130	19.221	16	13:31:43.018	51.579	+0.100	15.766	16.807	19.006
7	13:23:54.991	51.996	+0.449	15.716	17.053	19.227	17	13:32:34.665	51.647	+0.168	15.765	16.895	18.987
8	13:24:47.018	52.027	+0.480	16.002	16.926	19.099	18	13:33:27.398	52.733	+1.254	15.746	17.166	19.821
9	13:25:38.947	51.929	+0.382	15.667	17.108	19.154	19	13:34:20.285	52.887	+1.408	15.989	17.093	19.805
10	13:26:30.842	51.895	+0.348	15.767	16.943	19.185	(133) Rick Nadin						
11	13:27:22.757	51.915	+0.368	15.723	16.926	19.266	1	13:18:38.232	56.120	+4.318	17.511	18.242	20.367
12	13:28:15.728	52.971	+1.424	15.928	17.412	19.631	2	13:19:31.942	53.710	+1.908	16.369	17.632	19.709
13	13:29:07.296	51.568	+0.021	15.643	16.895	19.030	3	13:20:25.601	53.659	+1.857	16.201	17.563	19.895
14	13:29:58.843	51.547		15.623	16.901	19.023	4	13:21:18.976	53.375	+1.573	16.105	17.726	19.544
15	13:30:50.474	51.631	+0.084	15.686	16.870	19.075	5	13:22:11.695	52.719	+0.917	16.043	17.312	19.544
16	13:31:42.031	51.557	+0.010	15.624	16.860	19.073	6	13:23:04.349	52.654	+0.852	15.992	17.280	19.382
17	13:32:33.699	51.668	+0.121	15.719	16.905	19.044	7	13:23:56.885	52.536	+0.734	15.875	17.254	19.407
18	13:33:25.335	51.636	+0.089	15.701	16.937	18.998	8	13:24:49.265	52.380	+0.578	15.891	17.229	19.260
19	13:34:17.774	52.439	+0.892	15.703	17.065	19.671	9	13:25:41.386	52.121	+0.319	15.745	17.093	19.283
(121) Martina Rumlenova							10	13:26:33.916	52.530	+0.728	16.031	17.117	19.382
1	13:18:37.170	55.106	+3.616	17.176	17.984	19.946	11	13:27:25.992	52.076	+0.274	15.783	17.030	19.263
2	13:19:30.951	53.781	+2.291	16.389	17.671	19.721	12	13:28:18.020	52.028	+0.226	15.854	17.008	19.166
3	13:20:24.143	53.192	+1.702	16.111	17.485	19.596	13	13:29:09.919	51.899	+0.097	15.798	16.940	19.161
4	13:21:17.168	53.025	+1.535	16.091	17.407	19.527	14	13:30:01.721	51.802		15.750	16.916	19.136
5	13:22:10.124	52.956	+1.466	16.116	17.410	19.430	15	13:30:53.754	52.033	+0.231	15.793	16.961	19.279
6	13:23:02.629	52.505	+1.015	15.949	17.204	19.352	16	13:31:45.725	51.971	+0.169	15.806	16.966	19.199
7	13:23:54.808	52.179	+0.689	15.804	17.142	19.233	17	13:32:37.645	51.920	+0.118	15.768	16.947	19.205
8	13:24:46.772	51.964	+0.474	15.717	17.030	19.217	18	13:33:29.541	51.896	+0.094	15.780	16.921	19.195
9	13:25:38.754	51.982	+0.492	15.735	17.088	19.159	19	13:34:21.527	51.986	+0.184	15.828	16.920	19.238
10	13:26:30.687	51.893	+0.343	15.708	17.023	19.102	(136) Leonard Frey						
11	13:27:22.827	52.240	+0.750	15.660	16.975	19.605	1	13:18:39.639	57.381	+5.586	18.046	18.587	20.748
12	13:28:16.083	53.256	+1.766	16.016	17.329	19.911	2	13:19:34.606	54.967	+3.172	16.878	17.867	20.222
13	13:29:07.822	51.739	+0.249	15.779	16.879	19.081	3	13:20:28.956	54.350	+2.555	16.531	17.864	19.955
14	13:29:59.433	51.611	+0.121	15.679	16.911	19.021	4	13:21:22.023	53.067	+1.272	16.088	17.375	19.604
15	13:30:50.991	51.558	+0.068	15.681	16.849	19.028	5	13:22:14.605	52.582	+0.787	16.006	17.213	19.363
16	13:31:42.481	51.490		15.649	16.818	19.023	6	13:23:07.081	52.476	+0.681	15.904	17.187	19.385
17	13:32:34.067	51.586	+0.096	15.726	16.882	18.978	7	13:23:59.515	52.434	+0.639	15.835	17.082	19.517
18	13:33:25.580	51.513	+0.023	15.679	16.854	18.980	8	13:24:51.841	52.326	+0.531	15.958	17.076	19.292
19	13:34:17.858	52.278	+0.788	15.738	16.845	19.695	9	13:25:43.800	51.959	+0.164	15.802	17.000	19.157
(117) Ben Goetz							10	13:26:35.753	51.953	+0.158	15.806	16.909	19.238
1	13:18:38.782	56.750	+5.260	17.421	18.282	21.047	11	13:27:27.629	51.876	+0.081	15.804	16.908	19.164
2	13:19:32.805	54.023	+2.533	16.403	18.007	19.613	12	13:28:19.489	51.860	+0.065	15.819	16.925	19.116
3	13:20:25.799	52.994	+1.504	16.056	17.440	19.498	13	13:29:11.452	51.963	+0.168	15.780	17.043	19.140
4	13:21:18.577	52.778	+1.288	16.084	17.329	19.365	14	13:30:03.247	51.795		15.787	16.927	19.081
5	13:22:10.932	52.355	+0.865	15.946	17.176	19.233	15	13:30:55.520	52.273	+0.478	15.822	16.899	19.552
6	13:23:03.292	52.360	+0.870	15.913	17.191	19.256	16	13:31:47.530	52.010	+0.215	15.871	17.000	19.139
7	13:23:55.506	52.214	+0.724	15.864	17.056	19.294	17	13:32:39.663	52.133	+0.338	15.848	16.873	19.412
8	13:24:47.524	52.018	+0.528	15.720	17.054	19.244	18	13:33:32.156	52.493	+0.698	15.870	17.269	19.354
9	13:25:39.464	51.940	+0.450	15.731	17.008	19.201	19	13:34:25.307	53.151	+1.356	15.935	17.321	19.895
10	13:26:31.232	51.768	+0.278	15.674	16.923	19.171	(155) Maxim Becker						
11	13:27:22.979	51.747	+0.257	15.674	16.883	19.190	1	13:18:40.974	58.406	+6.640	18.369	19.426	20.611
12	13:28:16.357	53.378	+1.888	15.998	17.334	20.046	2	13:19:35.154	54.180	+2.414	16.497	17.758	19.925
13	13:29:08.149	51.792	+0.302	15.816	16.891	19.085	3	13:20:29.989	54.835	+3.069	16.208	18.361	20.266
14	13:29:59.722	51.573	+0.083	15.636	16.876	19.061	4	13:21:23.259	53.270	+1.504	16.367	17.397	19.506
15	13:30:51.319	51.597	+0.107	15.650	16.819	19.128	5	13:22:16.084	52.825	+1.059	16.081	17.277	19.467
16	13:31:42.809	51.490		15.656	16.807	19.027	6	13:23:08.659	52.575	+0.809	15.957	17.179	19.439
17	13:32:34.470	51.661	+0.171	15.744	16.836	19.081	7	13:24:01.023	52.364	+0.598	15.843	17.242	19.279
18	13:33:27.331	52.861	+1.371	15.687	17.346	19.828	8	13:24:53.288	52.265	+0.499	15.863	17.140	19.262
19	13:34:20.117	52.786	+1.296	15.946	17.220	19.620	9	13:25:45.557	52.269	+0.503	15.820	17.205	19.244
(111) Constantin Papst							10	13:26:37.522	51.965	+0.199	15.752	17.010	19.203
1	13:18:39.944	57.593	+6.114	18.204	18.692	20.697	11	13:27:29.489	51.967	+0.201	15.764	16.998	19.205
2	13:19:34.415	54.471	+2.992	16.694	17.825	19.952	12	13:28:21.445	51.956	+0.190	15.793	17.033	19.130
3	13:20:28.177	53.762	+2.283	16.350	17.748	19.664	13	13:29:14.014	52.569	+0.803	15.978	17.399	19.192
4	13:21:20.862	52.685	+1.206	16.027	17.265	19.393	14	13:30:05.821	51.807	+0.041	15.727	16.962	19.118
5	13:22:13.452	52.590	+1.111	16.042	17.160	19.388	15	13:30:57.587	51.766		15.727	16.935	19.104
6	13:23:05.736	52.284	+0.805	15.958	17.043	19.283	16	13:31:49.551	51.964	+0.198	15.739	17.063	19.162
7	13:23:57												

ADAC Kartrennen Cheb

OK-N

Cheb 1,202 Km

Final

31.05.2026 13:10

Race (19 Laps) started at 13:17:42

Lap	Time of Day	Lap Tm	Diff	S1 Tm	S2 Tm	S3 Tm	Lap	Time of Day	Lap Tm	Diff	S1 Tm	S2 Tm	S3 Tm
(127) Marius Bonconseil							11	13:27:27.391	51.985	+0.104	15.820	17.004	19.161
1	13:18:39.707	57.237	+5.282	17.978	18.514	20.745	12	13:28:19.272	51.881		15.736	16.948	19.197
2	13:19:33.861	54.154	+2.199	16.347	17.685	20.122	13	13:29:11.185	51.913	+0.032	15.772	16.983	19.158
3	13:20:27.517	53.656	+1.701	16.393	17.651	19.612	14	13:30:03.076	51.891	+0.010	15.767	16.990	19.134
4	13:21:20.467	52.950	+0.995	16.109	17.381	19.460	15	13:30:55.372	52.296	+0.415	15.729	16.956	19.611
5	13:22:13.389	52.922	+0.967	16.108	17.330	19.484	16	13:31:47.320	51.948	+0.067	15.754	16.951	19.243
6	13:23:06.219	52.830	+0.875	16.205	17.237	19.388	17	13:32:39.765	52.445	+0.564	15.775	16.994	19.676
7	13:23:59.657	53.438	+1.483	15.930	17.535	19.973	18	13:33:32.333	52.568	+0.687	15.954	17.181	19.433
8	13:24:52.069	52.412	+0.457	15.985	17.174	19.253	19	13:34:25.518	53.185	+1.304	15.903	17.063	20.219
9	13:25:44.414	52.345	+0.390	15.912	17.207	19.226	(107) Semir Velija						
10	13:26:36.704	52.290	+0.335	15.882	17.114	19.294	1	13:18:42.631	59.506	+7.763	18.820	19.484	21.202
11	13:27:28.852	52.148	+0.193	15.842	17.059	19.247	2	13:19:37.779	55.148	+3.405	16.509	18.386	20.253
12	13:28:20.854	52.002	+0.047	15.786	17.016	19.200	3	13:20:32.352	54.573	+2.890	16.255	17.725	20.593
13	13:29:12.809	51.955		15.772	17.011	19.172	4	13:21:26.423	54.071	+2.328	16.275	18.104	19.692
14	13:30:04.861	52.052	+0.097	15.802	17.040	19.210	5	13:22:19.345	52.922	+1.179	16.189	17.328	19.405
15	13:30:56.947	52.086	+0.131	15.798	17.100	19.188	6	13:23:11.940	52.595	+0.852	15.909	17.317	19.369
16	13:31:49.107	52.160	+0.205	15.832	17.126	19.202	7	13:24:04.588	52.648	+0.905	15.945	17.422	19.281
17	13:32:41.262	52.155	+0.200	15.880	17.035	19.240	8	13:24:56.957	52.369	+0.626	15.922	17.163	19.284
18	13:33:34.466	53.204	+1.249	16.110	17.706	19.388	9	13:25:49.214	52.257	+0.514	15.809	17.139	19.309
19	13:34:27.532	53.066	+1.111	16.051	17.487	19.528	10	13:26:41.529	52.315	+0.572	15.826	17.163	19.326
(184) Sebastian Verger Morell							11	13:27:34.124	52.595	+0.852	16.227	17.103	19.265
1	13:18:43.069	59.739	+8.061	18.759	19.757	21.223	12	13:28:26.267	52.143	+0.400	15.900	16.971	19.272
2	13:19:37.903	54.834	+3.156	16.521	18.097	20.216	13	13:29:18.010	51.743		15.660	16.954	19.129
3	13:20:32.642	54.739	+3.061	16.382	17.744	20.613	14	13:30:10.036	52.026	+0.283	15.809	16.974	19.243
4	13:21:26.276	53.634	+1.956	16.278	17.752	19.604	15	13:31:02.300	52.264	+0.521	15.767	17.037	19.460
5	13:22:18.995	52.719	+1.041	16.075	17.248	19.396	16	13:31:54.416	52.116	+0.373	15.771	16.945	19.400
6	13:23:11.657	52.662	+0.984	15.813	17.369	19.480	17	13:32:46.368	51.952	+0.209	15.777	17.000	19.175
7	13:24:04.035	52.378	+0.700	15.917	17.199	19.262	18	13:33:38.431	52.063	+0.320	15.892	16.982	19.189
8	13:24:56.078	52.043	+0.365	15.767	17.008	19.268	19	13:34:30.550	52.119	+0.376	15.858	16.981	19.280
9	13:25:48.044	51.966	+0.288	15.737	17.058	19.171	(120) Nikolas Simic						
10	13:26:40.248	52.204	+0.526	15.707	17.076	19.421	1	13:18:41.342	58.729	+6.530	18.493	19.543	20.693
11	13:27:32.533	52.285	+0.607	16.063	17.049	19.173	2	13:19:35.315	53.973	+1.774	16.459	17.544	19.970
12	13:28:24.530	51.997	+0.319	15.970	17.057	19.150	3	13:20:30.100	54.785	+2.586	16.275	18.251	20.259
13	13:29:16.284	51.754	+0.076	15.731	16.990	19.033	4	13:21:23.959	53.859	+1.660	16.416	17.707	19.736
14	13:30:08.030	51.746	+0.068	15.683	16.959	19.104	5	13:22:16.887	52.928	+0.729	16.318	17.197	19.413
15	13:31:00.442	52.412	+0.734	15.664	17.008	19.740	6	13:23:09.568	52.681	+0.482	16.032	17.213	19.436
16	13:31:52.635	52.193	+0.515	16.125	16.943	19.125	7	13:24:02.097	52.529	+0.330	15.986	17.139	19.404
17	13:32:44.446	51.811	+0.133	15.776	16.939	19.096	8	13:24:54.531	52.434	+0.235	15.945	17.115	19.374
18	13:33:36.124	51.678		15.685	16.882	19.111	9	13:25:47.297	52.766	+0.567	16.251	17.125	19.390
19	13:34:27.891	51.767	+0.089	15.684	16.966	19.117	10	13:26:40.156	52.859	+0.660	15.920	17.522	19.417
(109) Jan Schwarzer							11	13:27:32.429	52.273	+0.074	15.961	17.038	19.274
1	13:18:41.807	59.106	+7.365	18.503	19.952	20.651	12	13:28:24.911	52.482	+0.283	16.049	17.162	19.271
2	13:19:36.023	54.216	+2.475	16.766	17.769	19.681	13	13:29:17.224	52.313	+0.114	15.922	17.057	19.334
3	13:20:32.278	56.255	+4.514	16.405	18.157	21.693	14	13:30:09.666	52.442	+0.243	16.104	17.062	19.276
4	13:21:25.888	53.610	+1.869	16.458	17.672	19.480	15	13:31:02.158	52.492	+0.293	15.906	17.093	19.493
5	13:22:18.417	52.529	+0.788	16.066	17.151	19.312	16	13:31:54.673	52.515	+0.316	16.168	16.991	19.356
6	13:23:11.170	52.763	+1.012	15.898	17.520	19.335	17	13:32:46.872	52.199		15.897	17.014	19.288
7	13:24:03.443	52.273	+0.532	15.872	17.093	19.308	18	13:33:39.191	52.319	+0.120	15.922	17.105	19.292
8	13:24:55.580	52.137	+0.396	15.948	16.985	19.204	19	13:34:32.593	53.402	+1.203	16.189	17.249	19.964
9	13:25:47.610	52.090	+0.289	15.827	16.990	19.213	(131) Lias Erbersdobler						
10	13:26:39.876	52.266	+0.525	15.773	17.223	19.270	1	13:18:38.981	56.770	+5.117	17.583	18.304	20.883
11	13:27:32.025	52.149	+0.408	15.970	17.049	19.130	2	13:19:33.973	54.992	+3.339	16.618	17.926	20.448
12	13:28:23.766	51.741		15.781	16.851	19.109	3	13:20:29.714	55.741	+4.088	16.517	17.684	21.540
13	13:29:15.789	52.023	+0.282	15.894	16.969	19.160	4	13:21:24.709	54.995	+3.342	17.294	17.951	19.750
14	13:30:07.623	51.834	+0.093	15.777	16.932	19.125	5	13:22:17.711	53.002	+1.349	16.121	17.477	19.404
15	13:31:00.353	52.790	+0.989	15.831	19.864	19.864	6	13:23:10.274	52.563	+0.910	15.961	17.271	19.331
16	13:31:52.478	52.125	+0.384	16.005	16.956	19.164	7	13:24:02.483	52.209	+0.556	15.907	17.098	19.204
17	13:32:45.149	52.671	+0.930	16.241	17.205	19.225	8	13:24:54.739	52.256	+0.603	15.826	17.054	19.376
18	13:33:37.017	51.868	+0.127	15.809	16.983	19.076	9	13:25:46.786	52.047	+0.394	15.894	17.003	19.150
19	13:34:29.129	52.112	+0.371	15.840	17.079	19.193	10	13:26:38.569	51.783	+0.130	15.674	16.990	19.119
(185) Adrian Lorenz							11	13:27:30.296	51.727	+0.074	15.681	16.980	19.066
1	13:18:39.774	57.315	+5.434	18.201	18.666	20.448	12	13:28:22.260	51.964	+0.311	15.735	17.002	19.227
2	13:19:34.173	54.399	+2.518	16.470	17.953	19.976	13	13:29:14.731	52.471	+0.818	16.421	16.980	19.070
3	13:20:28.112	53.939	+2.058	16.457	17.675	19.807	14	13:30:06.954	52.223	+0.570	15.986	17.009	19.228
4	13:21:21.222	53.110	+1.229	16.231	17.406	19.473	15	13:30:59.220	52.266	+0.613	15.991	17.198	19.077
5	13:22:13.884	52.662	+0.781	16.083	17.223	19.356	16	13:31:50.920	51.700	+0.047	15.688	16.967	19.045
6	13:23:06.476	52.592	+0.711	16.110	17.161	19.321	17	13:32:42.573	51.653		15.745	16.848	19.06

ADAC Kartrennen Cheb

OK-N

Cheb 1,202 Km

Final

31.05.2026 13:10

Race (19 Laps) started at 13:17:42

Lap	Time of Day	Lap Tm	Diff	S1 Tm	S2 Tm	S3 Tm	Lap	Time of Day	Lap Tm	Diff	S1 Tm	S2 Tm	S3 Tm
1	13:18:43.437	59.554	+7.911	18.941	19.147	21.466	12	13:28:21.116	52.015	+0.022	15.910	16.951	19.154
2	13:19:38.387	54.950	+3.307	17.049	19.927	19.922	13	13:29:14.404	53.288	+1.295	16.196	17.593	19.499
3	13:20:34.135	55.748	+4.105	16.352	17.670	21.726	14	13:30:07.343	52.939	+0.946	16.454	17.254	19.231
4	13:21:28.204	54.069	+2.426	16.470	17.520	20.079	15	13:31:02.585	55.242	+3.249	15.837	17.060	22.345
5	13:22:09.862	52.658	+1.015	15.960	17.340	19.358	16	13:31:57.601	55.016	+3.023	16.958	17.811	20.247
6	13:23:13.275	52.413	+0.770	15.903	17.231	19.279	17	13:32:50.503	52.902	+0.909	16.083	17.565	19.254
7	13:24:05.441	52.166	+0.523	15.889	17.108	19.169	18	13:33:43.769	53.266	+1.273	16.180	17.011	20.075
8	13:24:57.471	52.030	+0.387	15.762	17.052	19.216	19	13:34:35.762	51.993		15.839	16.922	19.232
9	13:25:49.612	52.141	+0.498	15.791	17.084	19.266							
10	13:26:41.665	52.053	+0.410	15.840	16.981	19.232							
11	13:27:33.832	52.167	+0.524	15.968	17.047	19.152	(115) Julius Berthold						
12	13:28:25.513	51.681	+0.038	15.735	16.865	19.081	1	13:18:41.208	58.179	+5.988	17.774	19.342	21.063
13	13:29:17.407	51.894	+0.261	15.747	16.912	19.235	2	13:19:35.716	54.508	+2.317	16.424	18.117	19.967
14	13:30:09.050	51.643		15.715	16.880	19.048	3	13:20:30.654	54.938	+2.747	16.524	18.262	20.152
15	13:31:01.284	52.234	+0.591	15.987	16.958	19.289	4	13:21:24.901	54.247	+2.056	16.469	17.950	19.828
16	13:31:52.962	51.678	+0.035	15.722	16.910	19.046	5	13:22:18.078	53.177	+0.986	16.157	17.459	19.561
17	13:32:45.006	52.044	+0.401	15.904	16.963	19.177	6	13:23:11.528	53.450	+1.259	16.099	17.796	19.555
18	13:33:36.684	51.678	+0.035	15.675	16.940	19.063	7	13:24:04.493	52.965	+0.774	16.197	17.304	19.464
19	13:34:28.504	51.820	+0.177	15.742	16.941	19.137	8	13:24:57.224	52.731	+0.540	16.220	17.184	19.327
							9	13:25:51.490	54.266	+2.075	16.457	17.273	20.536
(161) Lenn Abbas							10	13:26:43.969	52.479	+0.288	15.948	17.191	19.340
1	13:18:43.793	59.973	+7.971	19.275	19.331	21.367	11	13:27:36.306	52.337	+0.146	15.953	17.121	19.263
2	13:19:38.280	54.487	+2.485	16.553	17.953	19.981	12	13:28:28.520	52.214	+0.023	15.852	17.085	19.277
3	13:20:33.731	55.451	+3.449	16.625	18.297	20.529	13	13:29:20.711	52.191		15.845	17.090	19.256
4	13:21:27.856	54.125	+2.123	16.397	17.719	20.009	14	13:30:12.925	52.214	+0.023	15.922	17.103	19.189
5	13:22:20.564	52.708	+0.706	15.941	17.319	19.448	15	13:31:05.698	52.773	+0.582	15.853	17.054	19.866
6	13:23:13.101	52.537	+0.535	15.836	17.305	19.396	16	13:31:58.866	53.168	+0.977	16.219	17.163	19.786
7	13:24:05.335	52.234	+0.232	15.820	17.184	19.230	17	13:32:51.352	52.486	+0.295	15.963	17.259	19.264
8	13:24:57.794	52.459	+0.457	16.050	17.119	19.290	18	13:33:44.140	52.788	+0.597	15.940	17.148	19.700
9	13:25:50.924	53.130	+1.128	16.052	17.257	19.821	19	13:34:36.752	52.612	+0.421	16.020	17.267	19.325
10	13:26:43.268	52.344	+0.342	15.835	17.191	19.318	(123) Charlotte Tille						
11	13:27:35.479	52.211	+0.209	15.862	17.119	19.230	1	13:18:43.967	1:00.483	+8.504	19.043	19.779	21.661
12	13:28:27.481	52.002		15.754	17.054	19.194	2	13:19:38.742	54.775	+2.796	16.758	17.830	20.187
13	13:29:19.523	52.042	+0.040	15.739	17.097	19.206	3	13:20:35.025	56.283	+4.304	16.429	17.891	21.963
14	13:30:11.623	52.100	+0.098	15.768	17.183	19.159	4	13:21:29.568	54.543	+2.564	17.383	17.602	19.558
15	13:31:03.741	52.118	+0.116	15.778	17.141	19.199	5	13:22:23.041	53.473	+1.494	16.089	17.668	19.716
16	13:31:57.473	53.732	+1.730	15.928	17.801	20.003	6	13:23:16.267	53.226	+1.247	16.150	17.645	19.431
17	13:32:49.646	52.173	+0.171	15.852	17.160	19.161	7	13:24:08.925	52.658	+0.679	16.011	17.245	19.402
18	13:33:41.717	52.071	+0.069	15.791	17.098	19.182	8	13:25:02.699	53.774	+1.795	16.045	17.963	19.766
19	13:34:33.747	52.030	+0.028	15.802	17.083	19.145	9	13:25:55.152	52.453	+0.474	15.943	17.144	19.366
							10	13:26:47.614	52.462	+0.483	15.909	17.275	19.278
(106) Maximilian Engelstaedter							11	13:27:39.781	52.167	+0.188	15.848	17.091	19.228
1	13:18:42.480	59.205	+7.387	18.701	19.605	20.899	12	13:28:32.177	52.396	+0.417	15.886	17.192	19.318
2	13:19:37.528	55.048	+3.230	16.504	18.054	20.490	13	13:29:24.450	52.273	+0.294	15.909	17.045	19.319
3	13:20:34.044	56.516	+4.698	16.329	17.578	22.609	14	13:30:16.824	52.374	+0.395	16.010	17.088	19.276
4	13:21:28.433	54.389	+2.571	16.837	17.613	19.939	15	13:31:08.963	52.139	+0.160	15.829	17.042	19.268
5	13:22:22.844	54.411	+2.593	16.447	18.353	19.611	16	13:32:01.452	52.489	+0.510	15.894	17.328	19.267
6	13:23:16.028	53.184	+1.366	16.124	17.672	19.388	17	13:32:53.431	51.979		15.817	17.003	19.159
7	13:24:08.772	52.744	+0.926	15.975	17.201	19.568	18	13:33:45.601	52.170	+0.191	15.865	17.083	19.222
8	13:25:01.213	52.441	+0.623	15.996	17.203	19.242	19	13:34:37.809	52.208	+0.229	15.955	17.030	19.223
9	13:25:53.478	52.265	+0.447	15.824	17.270	19.171	(119) Conor McPolin						
10	13:26:45.617	52.139	+0.321	15.814	17.157	19.168	1	13:18:42.883	59.396	+7.440	18.734	19.492	21.170
11	13:27:37.847	52.230	+0.412	15.753	17.311	19.166	2	13:19:37.409	54.526	+2.570	16.454	17.998	20.074
12	13:28:29.851	52.004	+0.186	15.783	17.076	19.145	3	13:20:34.427	57.018	+5.062	16.231	17.515	23.272
13	13:29:21.805	51.954	+0.136	15.680	17.089	19.185	4	13:21:28.891	54.464	+2.508	16.798	17.971	19.695
14	13:30:13.623	51.818		15.735	17.018	19.065	5	13:22:22.341	53.450	+1.494	16.373	17.673	19.404
15	13:31:05.788	52.165	+0.347	15.689	17.037	19.439	6	13:23:15.861	53.520	+1.564	16.335	17.736	19.449
16	13:31:57.998	52.210	+0.392	15.956	17.074	19.180	7	13:24:08.563	52.702	+0.746	15.892	17.162	19.648
17	13:32:50.587	52.589	+0.771	16.026	17.458	19.105	8	13:25:00.935	52.372	+0.416	15.837	17.212	19.323
18	13:33:42.586	51.999	+0.181	15.920	17.031	19.048	9	13:25:53.312	52.377	+0.421	15.892	17.259	19.226
19	13:34:34.543	51.957	+0.139	15.773	17.040	19.144	10	13:26:45.861	52.549	+0.593	16.163	17.091	19.295
							11	13:27:38.113	52.252	+0.296	15.820	17.275	19.157
(125) Lionel Huenecke							12	13:28:30.154	52.041	+0.085	15.831	17.000	19.210
1	13:18:39.128	56.791	+4.798	17.724	18.507	20.560	13	13:29:22.110	51.956		15.774	17.031	19.151
2	13:19:34.096	54.968	+2.975	16.691	18.094	20.183	14	13:30:14.286	52.176	+0.220	15.846	17.059	19.271
3	13:20:29.412	55.316	+3.323	16.853	17.951	20.512	15	13:31:06.383	52.097	+0.141	15.895	16.970	19.232
4	13:21:22.591	53.179	+1.186	16.234	17.414	19.531	16	13:31:58.709	52.326	+0.370	15.808	17.151	19.367
5	13:22:15.484	52.893	+0.900	16.222	17.245	19.426	17	13:32:50.885	52.176	+0.220	15.852	17.079	19.245
6	13:23:08.071	52.587	+0.594	15.941	17.280	19.366	18	13:33:43.997	53.112	+1.156	15.941	17.037	20.134
7	13:24:00.572	52.501	+0.508	15.995	17.154	19.352	19	13:34:36.412	52.415	+0.459	15.989	17.159	19.267
8	13:24:52.939	52.367	+0.374	15.887	17.202	19.278	(112) Henry Melchior						
9	13:25:45.038	52.099	+0.106	15.865	17.001	19.233	1	13:18:44.532	1:00.883	+8.657	19.497	19.667	21.719
10	13:26:37.104	52.066	+0.073	15.804	17.018	19.244							
11	13:27:29.101	51.997	+0.004	15.814	17.011	19.172							

Orbits

ADAC Kartrennen Cheb

OK-N

Cheb 1,202 Km

Final

31.05.2026 13:10

Race (19 Laps) started at 13:17:42

Lap	Time of Day	Lap Tm	Diff	S1 Tm	S2 Tm	S3 Tm	Lap	Time of Day	Lap Tm	Diff	S1 Tm	S2 Tm	S3 Tm
2	13:19:40.758	56.226	+4.000	16.908	18.116	21.202	13	13:29:23.450	52.526	+0.004	15.845	17.384	19.297
3	13:20:34.950	54.192	+1.966	16.528	17.859	19.805	14	13:30:16.023	52.573	+0.051	15.941	17.238	19.394
4	13:21:28.625	53.675	+1.449	16.403	17.699	19.573	15	13:31:08.657	52.634	+0.112	15.916	17.315	19.403
5	13:22:22.526	53.901	+1.675	16.424	18.013	19.464	16	13:32:01.662	53.005	+0.483	16.004	17.605	19.396
6	13:23:15.656	53.130	+0.904	16.294	17.400	19.436	17	13:32:54.448	52.786	+0.264	15.923	17.454	19.409
7	13:24:08.667	53.011	+0.785	15.814	17.283	19.914	18	13:33:47.571	53.123	+0.601	16.081	17.288	19.754
8	13:25:02.408	53.741	+1.515	16.458	17.700	19.583	19	13:34:41.483	53.912	+1.390	16.017	17.295	20.600
9	13:25:54.961	52.553	+0.327	15.770	17.424	19.359	(116) Johannes Mussotter						
10	13:26:47.917	52.956	+0.730	15.815	17.691	19.450	1	13:18:45.379	1:01.257	+9.230	19.207	20.010	22.040
11	13:27:40.143	52.226		15.753	17.148	19.325	2	13:19:41.301	55.922	+3.895	16.691	18.193	21.038
12	13:28:32.503	52.360	+0.134	15.840	17.137	19.383	3	13:20:35.907	54.606	+2.579	16.618	17.865	20.123
13	13:29:24.810	52.307	+0.081	15.897	17.120	19.290	4	13:21:30.913	55.006	+2.979	17.426	17.709	19.871
14	13:30:17.210	52.400	+0.174	15.898	17.190	19.312	5	13:22:24.454	53.541	+1.514	16.584	17.365	19.592
15	13:31:09.631	52.421	+0.195	15.939	17.295	19.349	6	13:23:17.213	52.759	+0.732	16.114	17.271	19.374
16	13:32:01.928	52.297	+0.071	15.842	17.094	19.361	7	13:24:09.865	52.652	+0.625	15.972	17.253	19.427
17	13:32:54.348	52.420	+0.194	15.863	17.188	19.369	8	13:25:03.157	53.292	+1.265	16.145	17.180	19.967
18	13:33:47.287	52.939	+0.713	16.048	17.357	19.534	9	13:25:56.779	53.622	+1.595	16.061	17.298	20.263
19	13:34:41.493	54.206	+1.980	15.920	17.611	20.675	10	13:26:49.656	52.877	+0.850	16.066	17.536	19.275
(199) Linus Koch							11	13:27:42.230	52.574	+0.547	16.145	17.060	19.369
1	13:18:44.138	1:00.416	+7.970	18.930	20.026	21.460	12	13:28:35.048	52.818	+0.791	16.087	17.360	19.371
2	13:19:40.679	56.541	+4.095	16.866	18.866	20.809	13	13:29:27.741	52.693	+0.666	15.989	17.319	19.385
3	13:20:35.296	54.617	+2.171	16.456	18.105	20.056	14	13:30:20.521	52.780	+0.763	16.113	17.287	19.380
4	13:21:29.953	54.657	+2.211	17.228	17.723	19.706	15	13:31:12.655	52.134	+0.107	15.855	17.030	19.249
5	13:22:23.499	53.546	+1.100	16.245	17.570	19.731	16	13:32:05.037	52.382	+0.355	16.075	17.134	19.173
6	13:23:16.584	53.085	+0.639	16.098	17.441	19.546	17	13:32:57.562	52.525	+0.498	16.031	17.233	19.261
7	13:24:09.404	52.820	+0.374	15.943	17.384	19.493	18	13:33:49.589	52.027		15.851	17.040	19.136
8	13:25:02.943	53.539	+1.093	16.092	17.584	19.863	19	13:34:42.816	53.227	+1.200	16.108	17.160	19.959
9	13:25:55.893	52.950	+0.504	15.988	17.465	19.497	(150) Emilio Bernd						
10	13:26:48.520	52.627	+0.181	15.981	17.304	19.342	1	13:18:41.722	58.979	+6.937	18.752	19.496	20.731
11	13:27:41.308	52.788	+0.342	15.908	17.435	19.445	2	13:19:35.826	54.104	+2.062	16.641	17.655	19.808
12	13:28:34.057	52.749	+0.303	15.917	17.399	19.433	3	13:20:30.169	54.343	+2.301	16.281	17.995	20.067
13	13:29:26.603	52.446		15.850	17.257	19.339	4	13:21:23.829	53.660	+1.618	16.539	17.430	19.691
14	13:30:19.227	52.724	+0.278	15.957	17.446	19.321	5	13:22:16.570	52.741	+0.699	16.137	17.209	19.395
15	13:31:11.701	52.474	+0.028	15.980	17.129	19.365	6	13:23:09.081	52.511	+0.469	15.959	17.134	19.418
16	13:32:04.236	52.535	+0.089	15.990	17.188	19.357	7	13:24:01.374	52.293	+0.251	15.887	17.129	19.277
17	13:32:56.836	52.600	+0.154	15.954	17.320	19.326	8	13:24:53.648	52.274	+0.232	15.840	17.056	19.378
18	13:33:49.473	52.637	+0.191	16.017	17.158	19.462	9	13:25:45.869	52.221	+0.179	15.862	17.031	19.328
19	13:34:42.684	53.211	+0.765	16.074	17.236	19.901	10	13:26:37.933	52.064	+0.022	15.835	17.016	19.213
(148) Ben Fritz							11	13:27:29.975	52.042		15.837	17.014	19.191
1	13:18:41.490	58.552	+6.674	18.799	18.764	20.989	12	13:28:22.192	52.217	+0.175	15.820	16.982	19.415
2	13:19:36.470	54.980	+3.102	17.182	18.033	19.765	13	13:29:14.634	52.442	+0.400	16.137	17.042	19.263
3	13:20:33.005	56.535	+4.657	16.378	18.063	22.094	14	13:30:06.677	52.043	+0.001	15.900	16.967	19.176
4	13:21:28.038	55.033	+3.155	16.757	17.999	20.277	15	13:31:00.286	53.609	+1.567	16.102	17.628	19.879
5	13:22:21.159	53.121	+1.243	16.360	17.305	19.456	(145) Jan Waibel						
6	13:23:13.787	52.628	+0.750	16.058	17.236	19.334	1	13:18:44.249	1:00.155	+4.708	19.273	19.610	21.272
7	13:24:06.107	52.320	+0.442	15.937	17.126	19.257	2	13:19:39.696	55.447		16.947	18.281	20.219
8	13:24:58.522	52.415	+0.537	16.041	17.090	19.284	3	13:20:35.159	55.463	+0.016	16.268	17.672	21.523
9	13:25:51.857	53.335	+1.457	15.910	17.073	20.352	(113) Mia Deuschle						
10	13:26:44.842	52.985	+1.107	16.580	17.200	19.205	1	13:18:44.934	1:00.582	+5.943	19.190	20.084	21.308
11	13:27:36.974	52.132	+0.254	15.852	17.031	19.249	2	13:19:40.882	55.948	+1.309	16.881	18.239	20.828
12	13:28:29.080	52.106	+0.228	15.871	17.043	19.192	3	13:20:35.521	54.639		16.751	17.855	20.033
13	13:29:21.129	52.049	+0.171	15.897	16.992	19.160	(110) Jan Chytil						
14	13:30:13.138	52.009	+0.131	15.875	16.939	19.195	1	13:18:43.318	59.706	+7.184	19.028	19.428	21.250
15	13:31:05.583	52.445	+0.567	15.833	16.994	19.618	2	13:19:38.011	54.693	+2.171	16.400	18.039	20.254
16	13:31:57.722	52.139	+0.261	15.958	16.955	19.226	3	13:20:32.942	54.931	+2.409	16.383	17.700	20.848
17	13:32:50.336	52.614	+0.736	16.186	17.247	19.181	4	13:21:28.278	55.336	+2.814	16.933	18.078	20.325
18	13:33:42.272	51.936	+0.058	15.835	16.903	19.198	5	13:22:21.421	53.143	+0.621	16.297	17.454	19.392
19	13:34:34.150	51.878		15.881	16.900	19.097	6	13:23:14.123	52.702	+0.180	15.964	17.379	19.359
(110) Jan Chytil							7	13:24:06.734	52.611	+0.089	15.859	17.403	19.349
1	13:18:43.318	59.706	+7.184	19.028	19.428	21.250	8	13:24:59.256	52.522		15.879	17.291	19.352
2	13:19:38.011	54.693	+2.171	16.400	18.039	20.254	9	13:25:52.071	52.815	+0.293	15.954	17.383	19.478
3	13:20:32.942	54.931	+2.409	16.383	17.700	20.848	10	13:26:45.240	53.169	+0.647	16.473	17.353	19.343
4	13:21:28.278	55.336	+2.814	16.933	18.078	20.325	11	13:27:38.342	53.102	+0.580	15.913	17.948	19.241
5	13:22:21.421	53.143	+0.621	16.297	17.454	19.392	12	13:28:30.924	52.582	+0.060	15.944	17.353	19.285
6	13:23:14.123	52.702	+0.180	15.964	17.379	19.359	Orbits						
7	13:24:06.734	52.611	+0.089	15.859	17.403	19.349	helmade						
8	13:24:59.256	52.522		15.879	17.291	19.352	VEGA						
9	13:25:52.071	52.815	+0.293	15.954	17.383	19.478	ELEFUT						
10	13:26:45.240	53.169	+0.647	16.473	17.353	19.343	CAMP COMPANY						
11	13:27:38.342	53.102	+0.580	15.913	17.948	19.241	DMSB						
12	13:28:30.924	52.582	+0.060	15.944	17.353	19.285	ADAC						